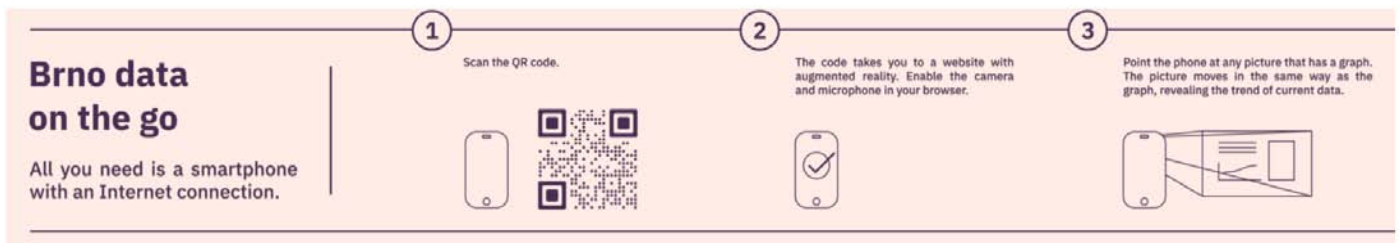


# The City State Report 2021



How is Brno doing, by the numbers? Do the statistics look good or are we seeing some negative trends? The fifth annual City State Report is here to answer those questions. In a fun and easy-going way, it converts the current development of the city into numbers and graphs, so if you feel like diving into various figures and statistics even deeper, check out Brno's data portal at [data.bрно.cz](https://data.bрно.cz).

The City State Report is divided into two main groups - People and Environment. Each of the groups then contains 4 topics.



**The City State Report 2021 can be freely distributed**

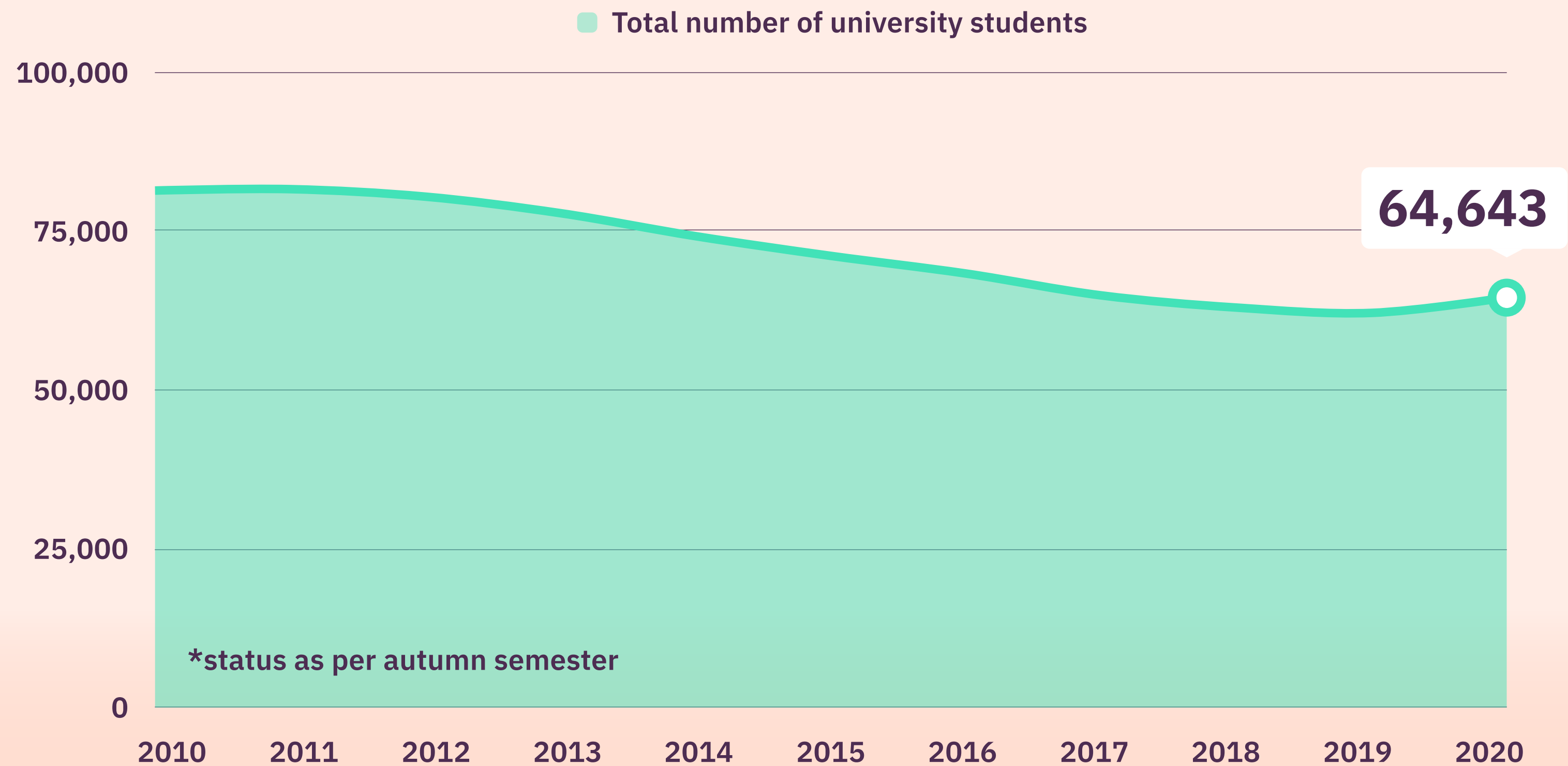


Education

## Number of university students

Student numbers in Brno are on the rise. The decline in recent years was a delayed effect of developments after 1989. **Now there are nearly 65,000 students in universities across the city.**

as of 31 December 2020





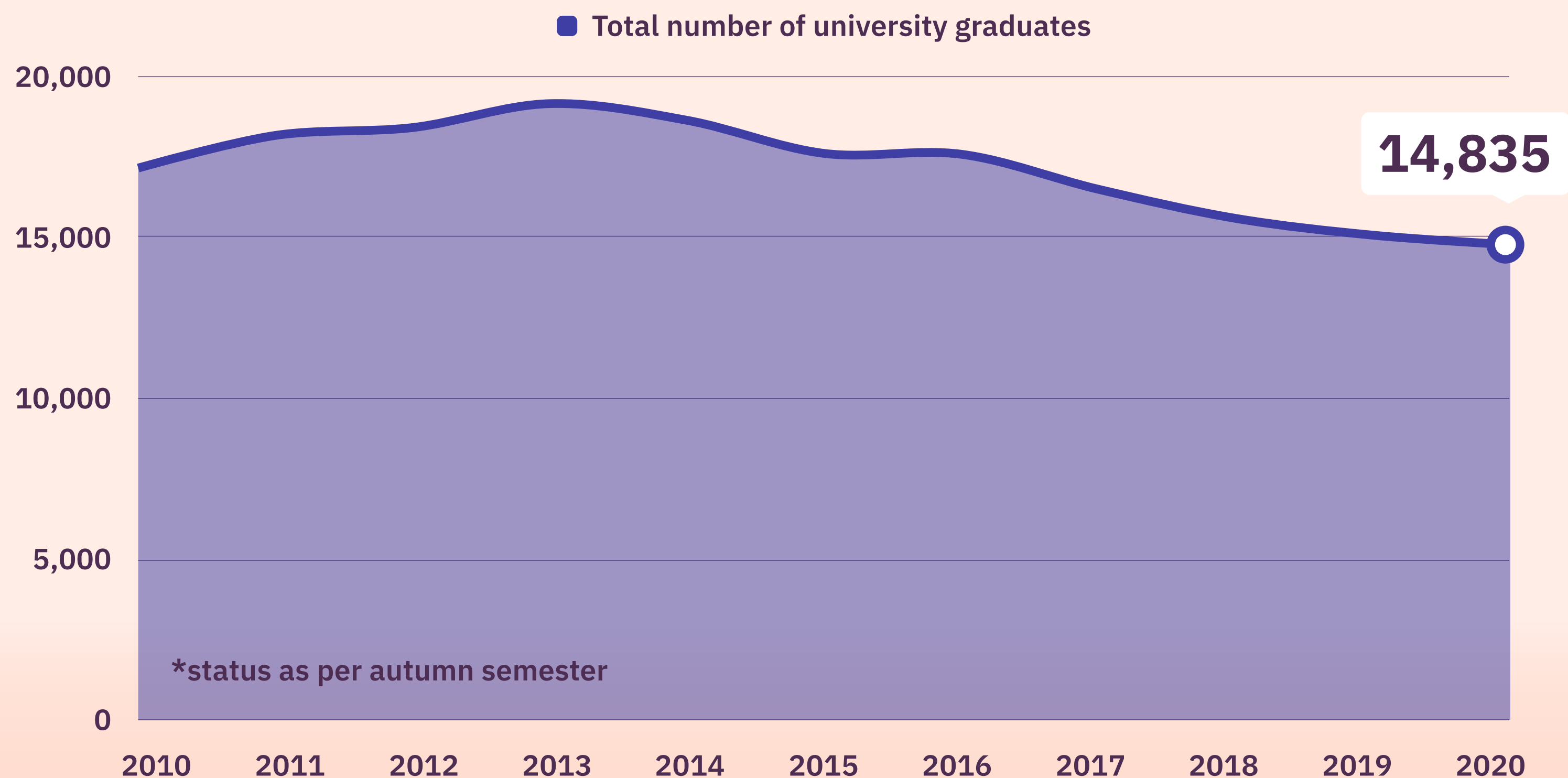


Education

## Number of graduates

as of 31 December 2020

Nearly **15,000 graduates** leave the gates of Brno-based universities every year. They largely remain in Brno and start their careers and family lives in the city. This contributes greatly to enriching Brno as a cosmopolitan city with a lot of specialists and talented minds.



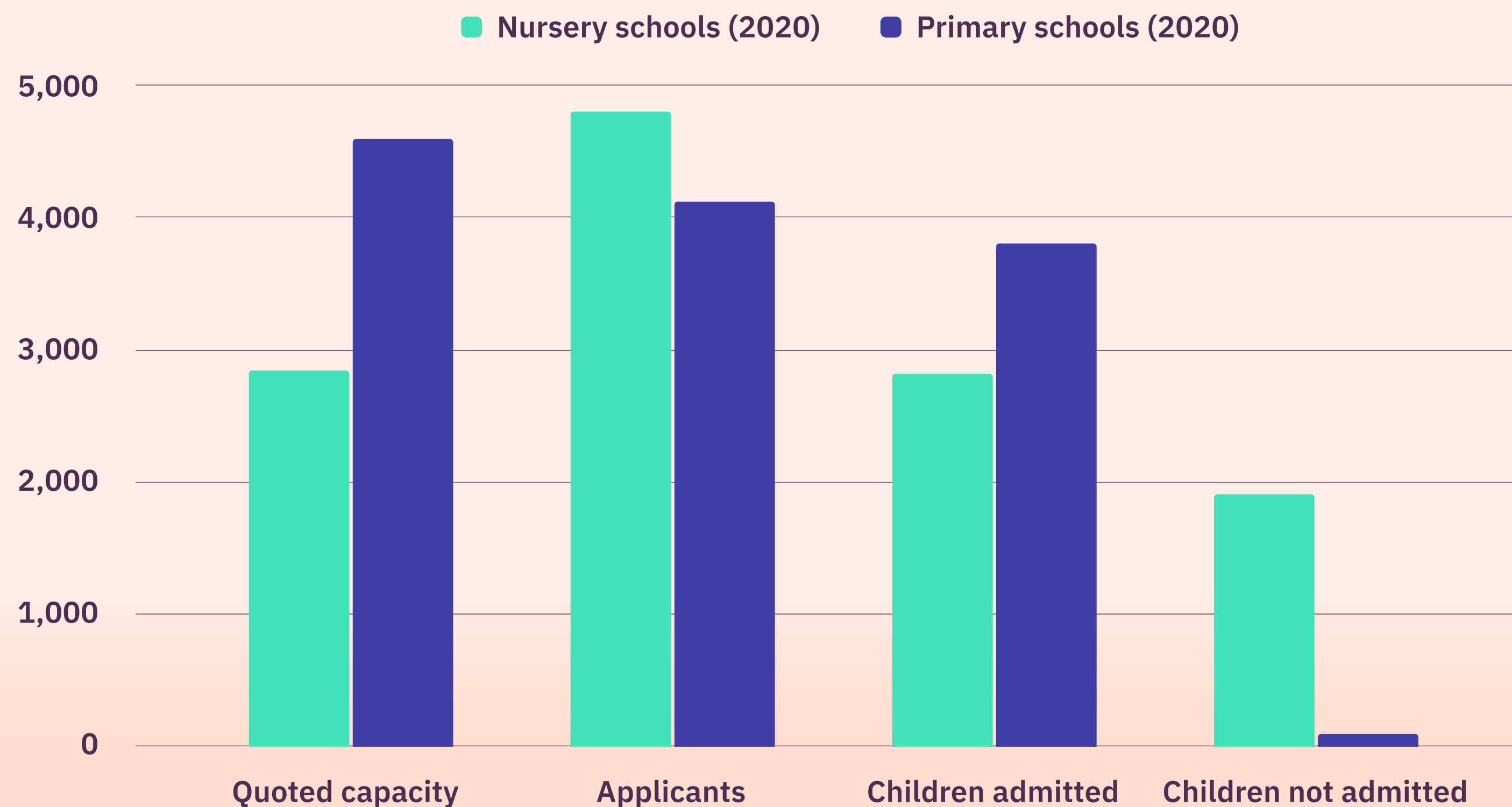


Education

# How many children are going to attend schools in Brno?

E-registration services ([zapisdoms.brno.cz](https://zapisdoms.brno.cz) | [zapisdozs.brno.cz](https://zapisdozs.brno.cz)) have a long history in brno. This year, the city's pre-school facilities are available for 2,865 kids, with 5,210 interested in attending. The number of children admitted last year was 2,756. For primary schools, this year's capacity is 4,640 children and 4,804 requests have been submitted. The number of pupils admitted last year reached 3,799.

as of 30 April 2020






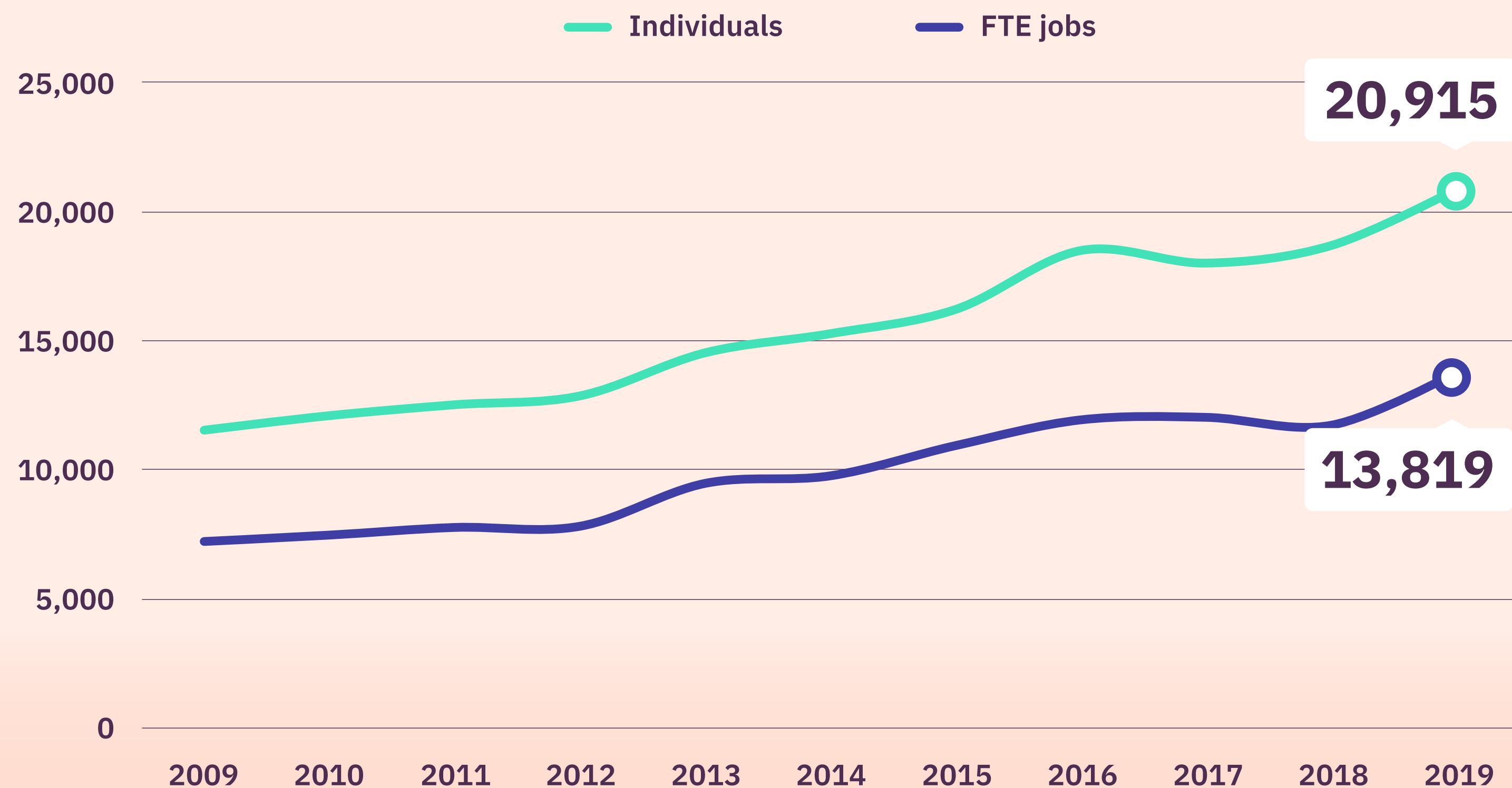


Education

## Science and research workforce

Anyone in Brno will tell you: innovation is what drives us forward. There were **20,915** active scientists and researchers in Brno in 2019. Investments in to the development of this sector exceeded 650 milion EUR.

as of 31 December 2019




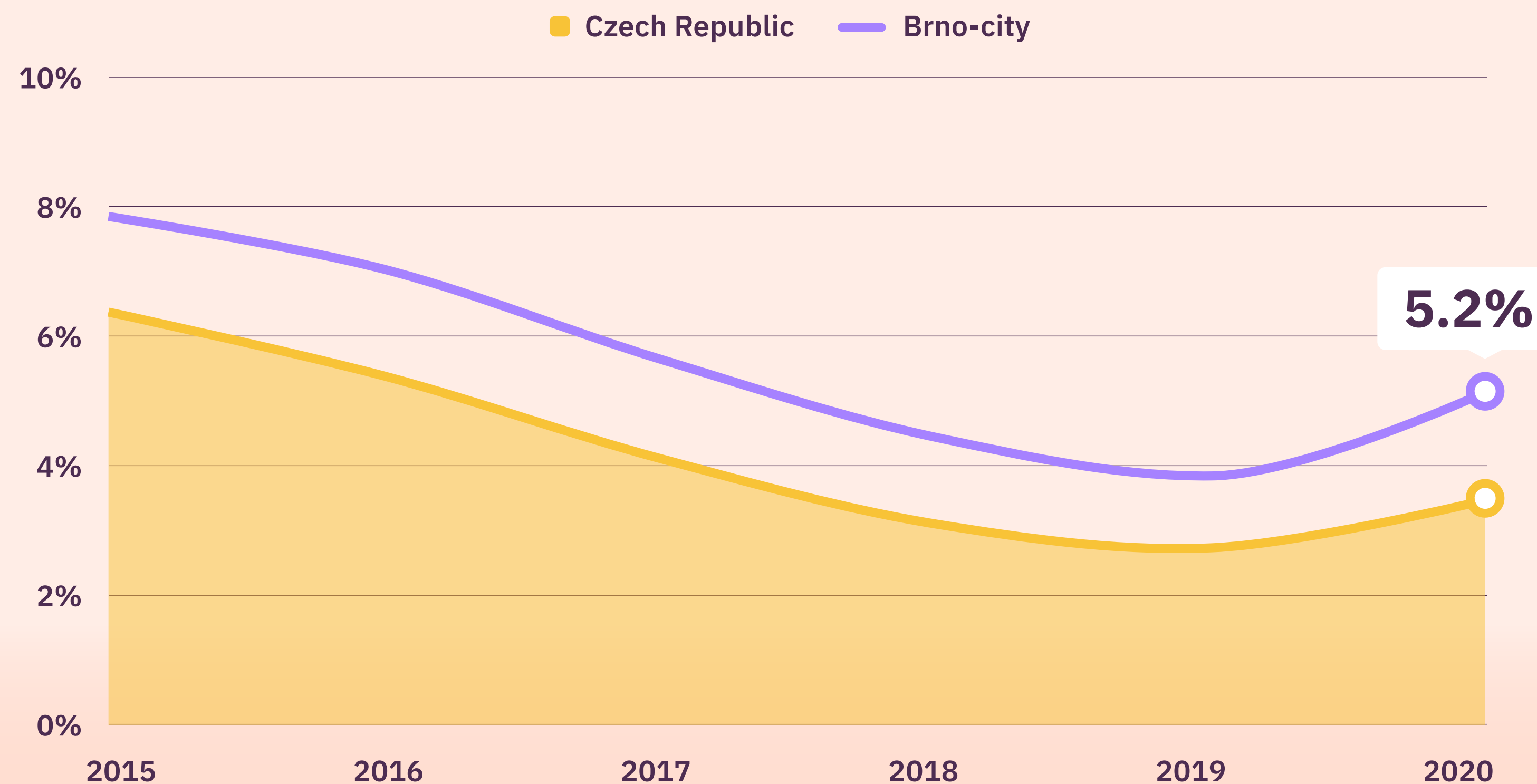


Economy &  
Labour Market

## Unemployment rates

as of 31 December 2020

Toward the end of 2019, things looked good with unemployment rates at 3.6% in Brno. In December 2020, the rate reached 5.2%. Unfortunately, Brno's unemployment figures have always been higher than the national average. However, we still have to wait and see how the effects of the pandemic have reshuffled the cards.


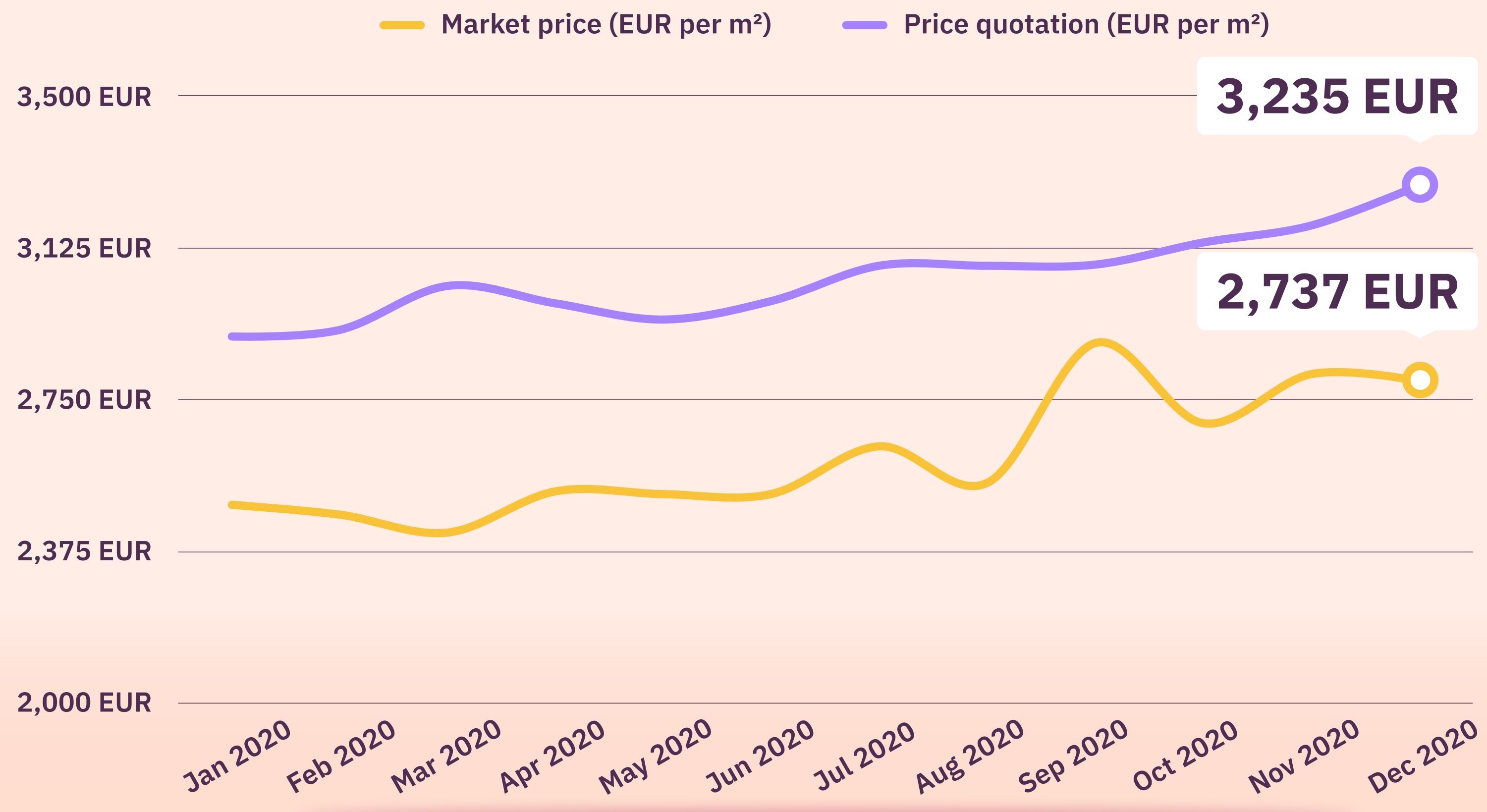




## Real estate prices

as of 31 December 2020

Housing supply in Brno remains unable to cover demand and prices have continued to rise. **At the moment, we pay an average of nearly 3,200 EUR per 1 m<sup>2</sup>.** A flat of 60 m<sup>2</sup> costs an average of 170,000 EUR. Around 200 flats are bought or sold in Brno each month.






Economy &  
Labour Market

## Foreign investments

as of 31 December 2019

Brno holds great potential for innovation—a fact that does not go unnoticed by foreign investors. **In 2019, they invested 2.6 billion EUR to local companies and projects**, which was almost 343 milion EUR more than the previous year. The majority of these investments were in the science and research sectors.

**2.6 bil. EUR**








Economy &  
Labour Market

## Brownfield sites

as of 31 December 2020

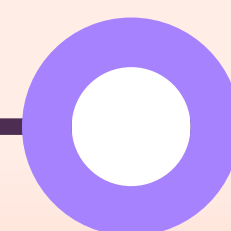
Brownfield refers to unused, dilapidated land that no longer serves its original purpose. **Brno is a 100% owner of 10 such zones** covering nearly 23 hectares (roughly the size of Lužánky park), which represents 7.7% of the total area of such sites located in the city. Efforts over the last two years have reduced the total amount of brownfield zones in Brno by 108 ha.

**127** brownfield  
sites with a total  
area of **400 ha**




2018

**107** brownfield  
sites with a total  
area of **292 ha**



2020

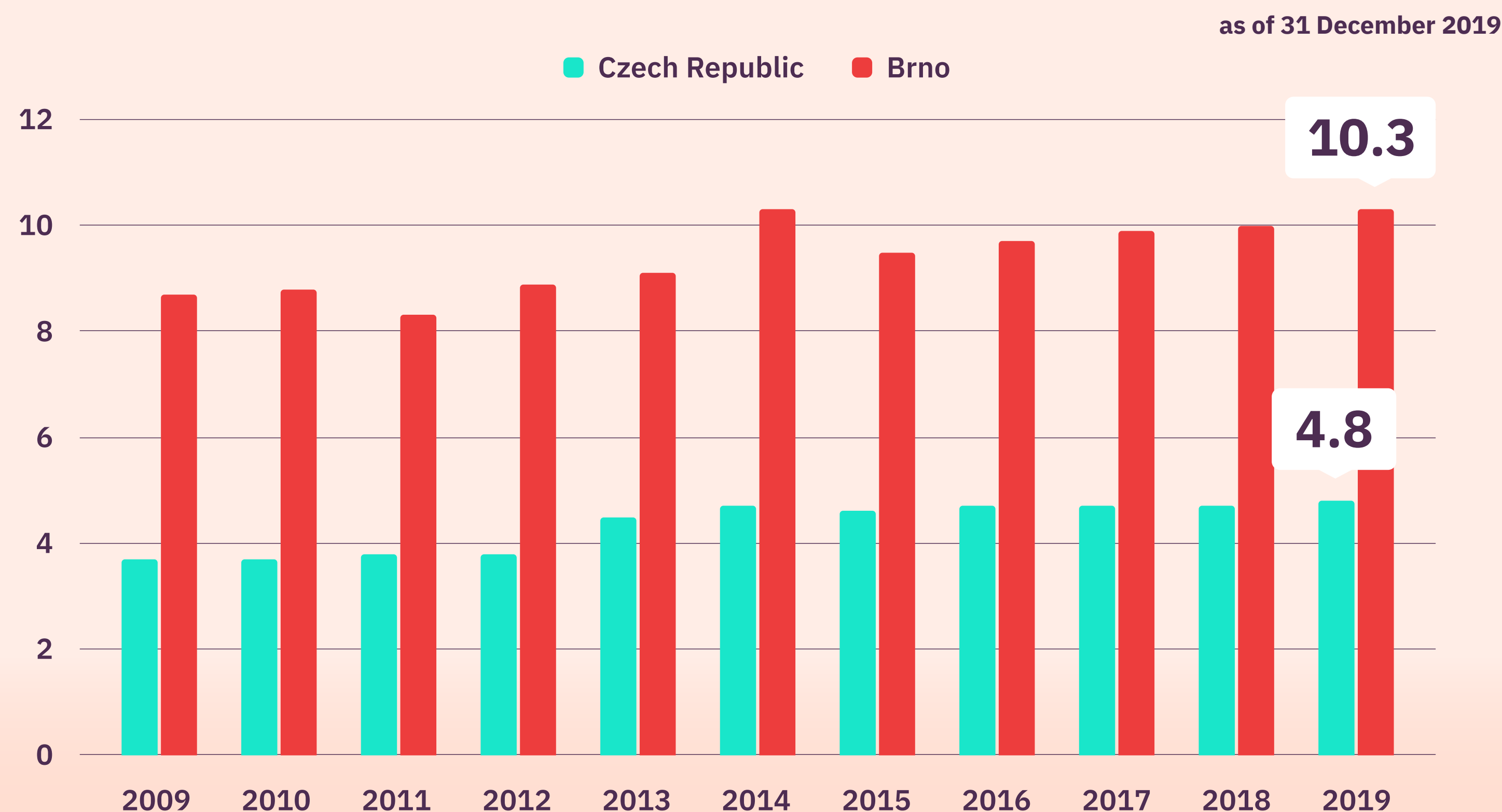




Health

## Number of doctors per 1,000 residents

The capacity of healthcare services is crucial in this pandemic situation. How is Brno doing with it? There are about 10 active physicians per 1,000 Brno residents, while the national average is less than 5. **In absolute terms, this means that we have a total of 3,919 physicians** (full-time equivalent) in Brno.






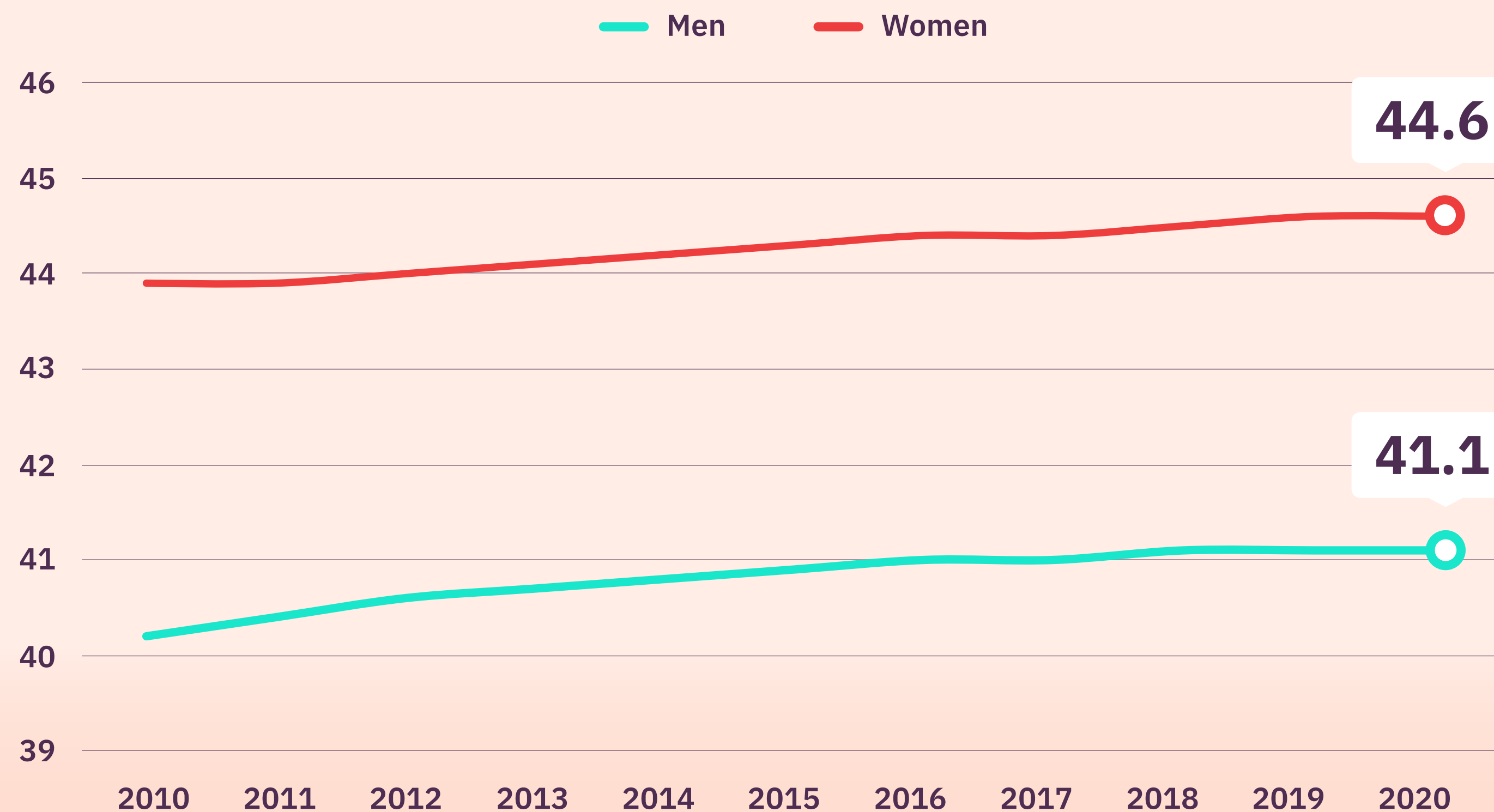


Health

## Average Age – women / men

as of 31 December 2020

The average age of the Brno population continues to increase. This demographic aging of Brno residents is reflected in increased numbers and percentages of the population aged 65+; in 2000, this age segment made up 15% of the population, while in 2020 it accounted for 20%.





Health

## Pharmacies

as of 31 December 2020

Wherever you are in Brno, there is a pharmacy nearby. **With a total of 138 such stores in the area**, there is one for every 2,770 people, placing Brno among the top cities in this regard.

**138**

pharmacies



**2,770**

residents per pharmacy








Health

## Covid-19

as of 31 December 2020


According to official statistics, there were 23,328 Brno people who became infected in 2020, with 69,617 in the whole of the South Moravian Region. Sadly, the pandemic contributed to increased mortality, meaning that **579 more people died in the city** than in the previous year, an increase of 14.3%.

**4,052**  
deceased

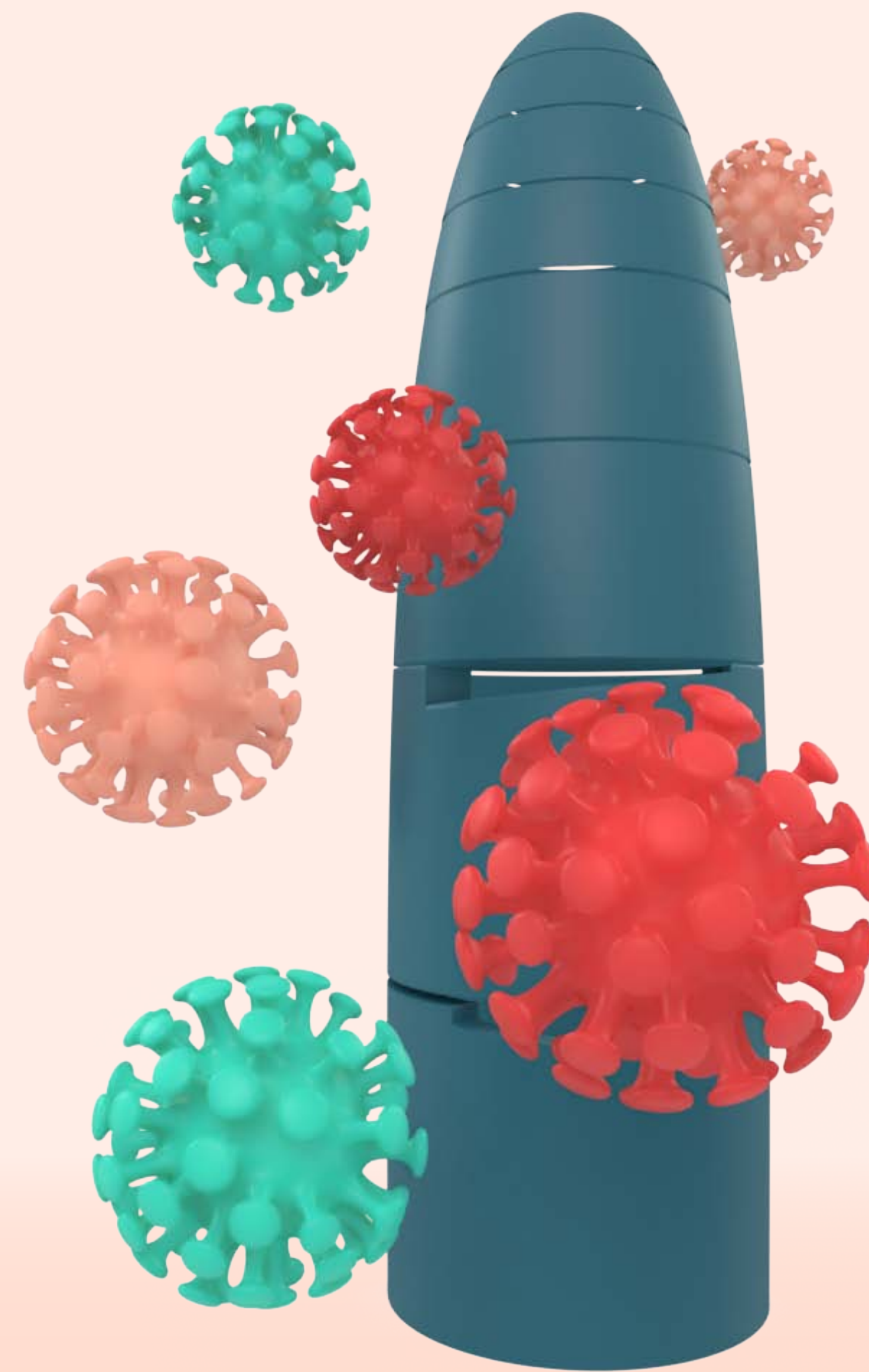


2019

**+14.3%**  
**4,631**  
deceased



2020



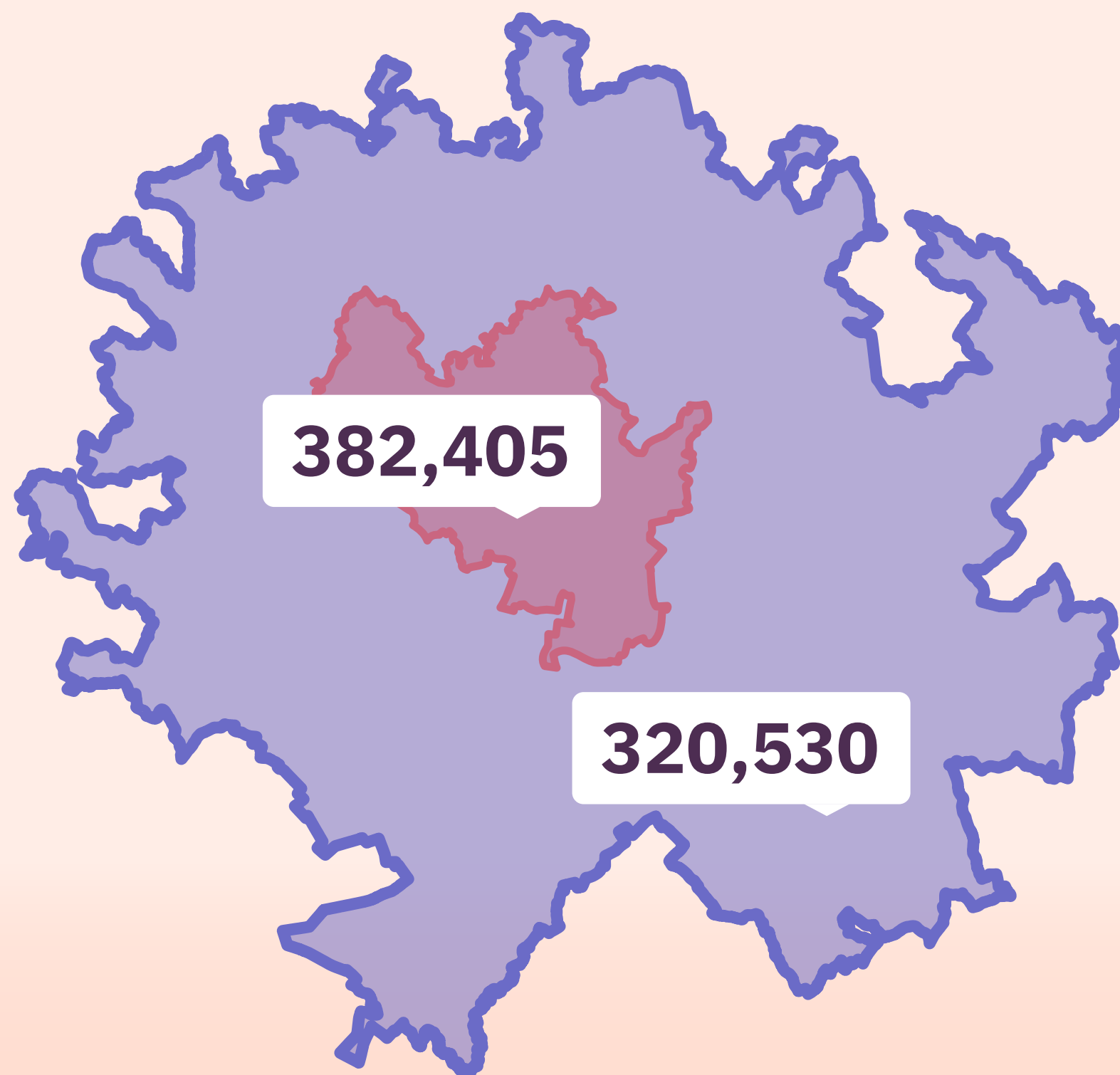


People  
& Housing

## Population

as of 31 December 2020

Our numbers in Brno continue to grow—**altogether there are 382,405 of us here!** The Brno Metropolitan Area (including the city) supports 702,935 people. And how about foreigners? Despite the difficult year the pandemic gave us, there are now 37,071 more non-Czechs in the area.




Brno Metropolitan Area

■ Brno

■ Hinterland

**+ 37,071**  
foreigners






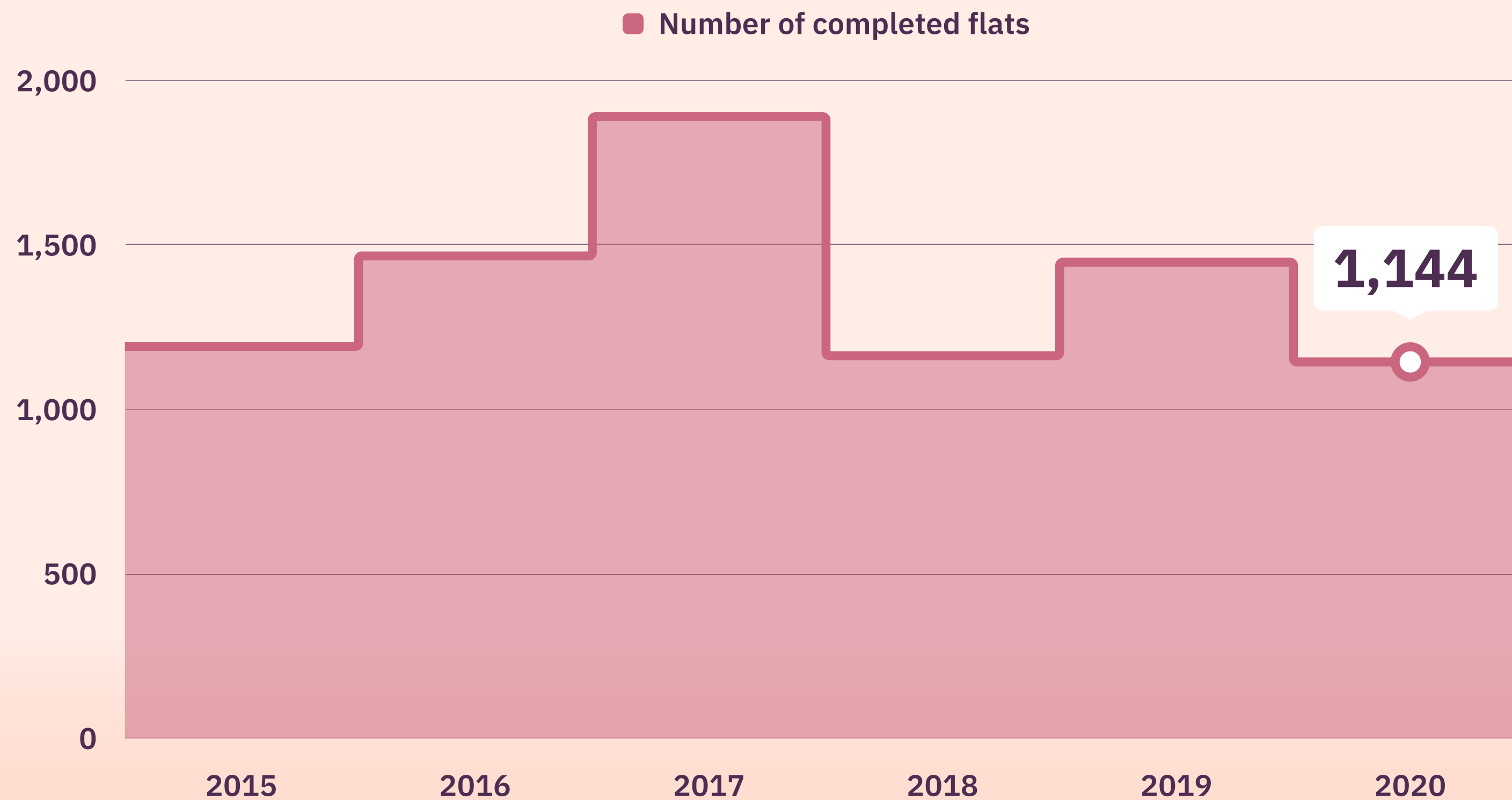


People  
& Housing

## Completed housing units

as of 31 December 2020

Are we building enough flats to keep up with demand? There is still a lot of room for improvement. **1,144 housing units were built in Brno last year**—the lowest number since 2014. We need to pick up the pace if we want to stay afloat.





People  
& Housing

## Total population growth

as of 31 December 2020

4,501 children were born in Brno last year, while 4,652 residents died—some of them due to COVID-19. A fair number of people moved to Brno, though, increasing the city's overall population by 1,059.


4,501

born




4,652

deceased




10,322

moved here



9,112

moved away








People  
& Housing


## Municipal housing units

as of 31 December 2020

Housing opportunities should be diverse and fit a variety of life stages and situations. Consequently, the city holds its own housing resources which in 2020 comprised **27,427 standard municipal flats** with **1,654 more apartments** designed for specific purposes.

**27,427**  
municipal housing units






The City


## Length of hiking trails

as of 31 December 2020

Did you know that we have a **total of 109 km of marked hiking trails** in the Brno area? The red, blue, green, and yellow signs make it easy for us to enjoy Brno's great outdoors in a healthy manner—on the move!





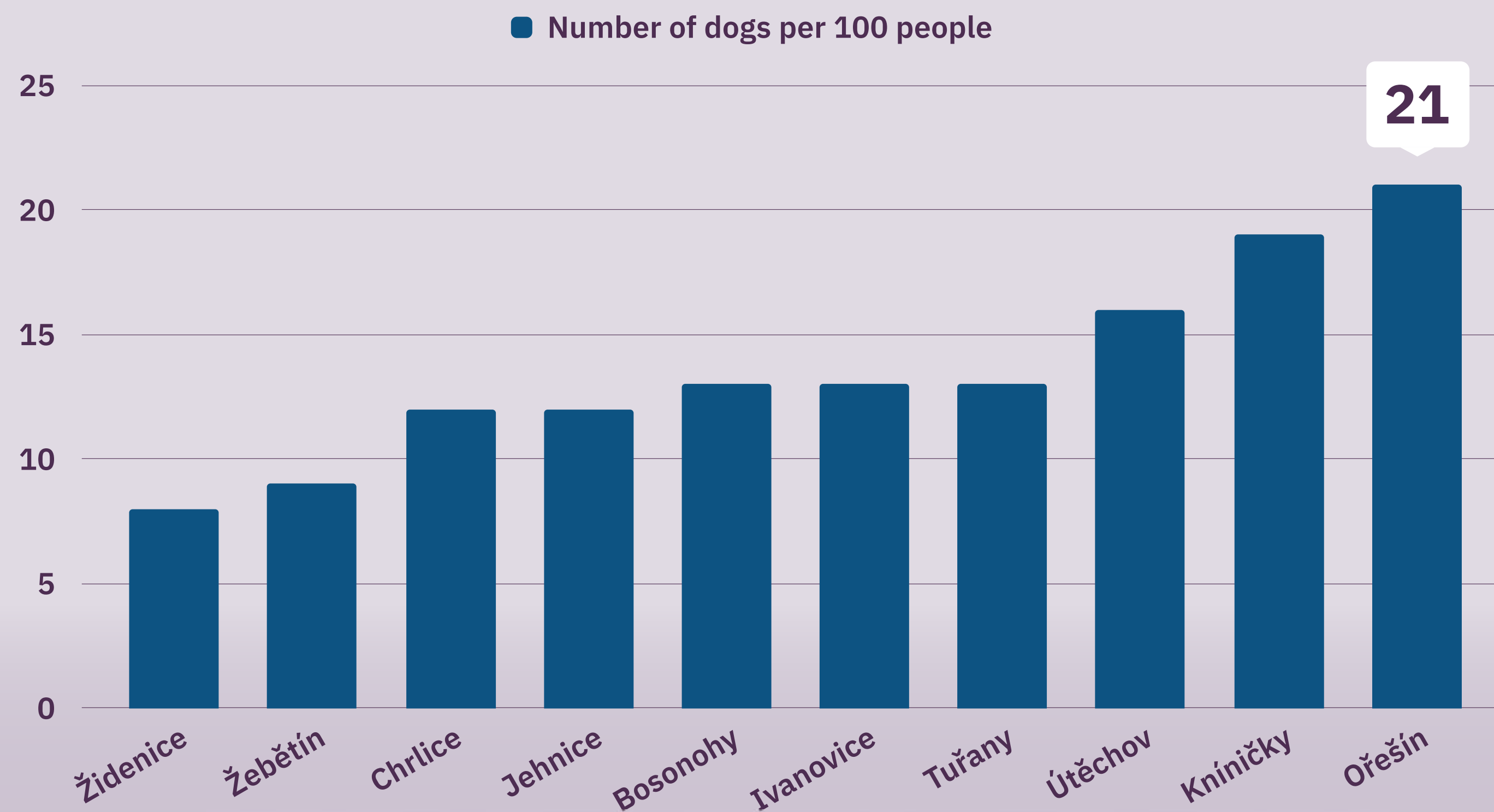


The City

## Dog numbers

as of 31 December 2020

More than ever, our four-legged friends are helping make life easier for us. But how many of them do we actually have here in Brno? Well, it's quite a number: you can meet at least **24,342 registered dogs** on streets and in parks across the city.





The City

## Zoning Plan

spring 2021

Did you know that in 2022, after almost three decades, Brno is going to have its brand new Zoning Plan? The people of Brno are well aware of this. A sociological survey has revealed that **6 out of 10 Brno residents** know about developments in creating this vital document.

# 6 out of 10

Brno residents know about the Zoning Plan

Current Zoning Plan


New Zoning Plan

1994

2022





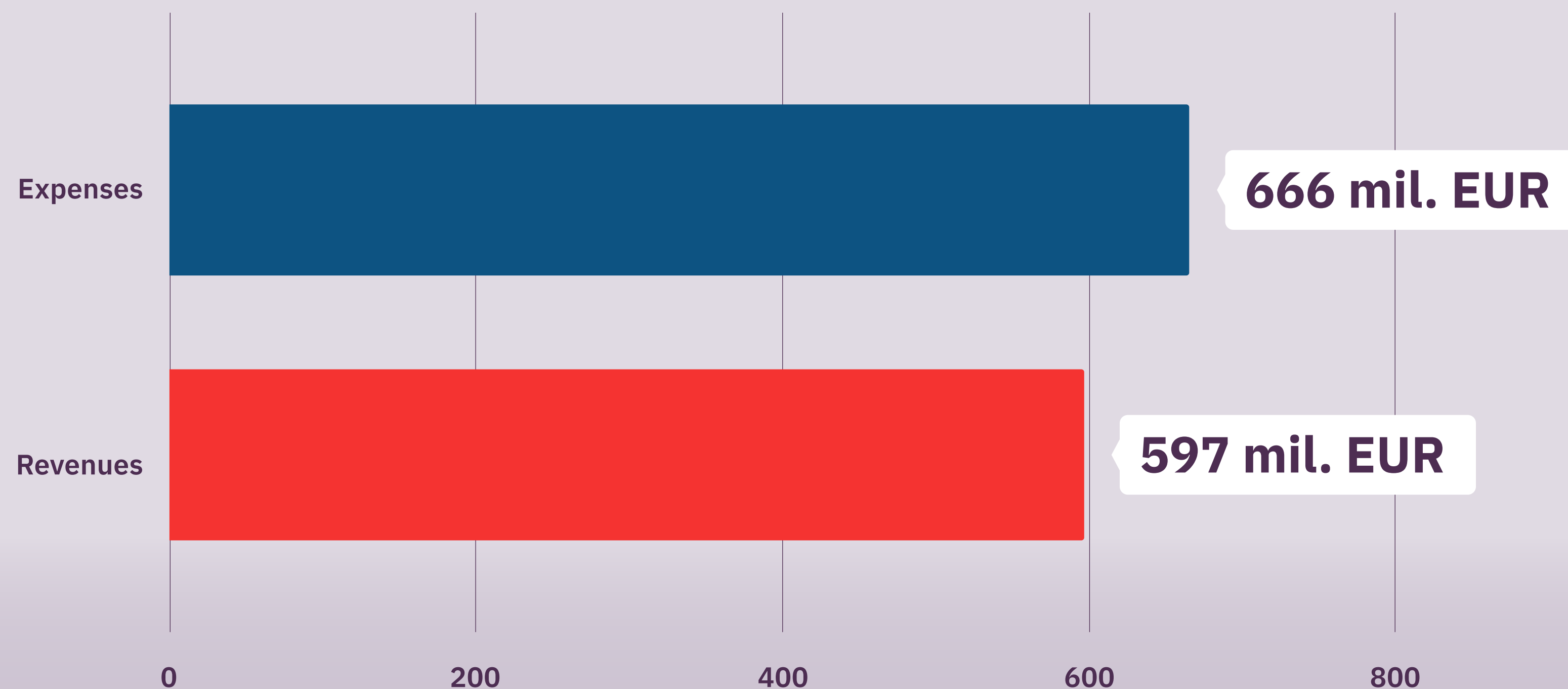


The City

## City budget

as of 31 December 2020

City spending grew in 2020, mainly due to the pandemic, and the unexpected costs that came with it. A minor part of the budget has been earmarked as a participative budget; called “Dáme na vás”, the programme has registered 134 projects submitted by the public. So far, 11 submissions have received 1.26 million EUR in funding and are awaiting implementation.



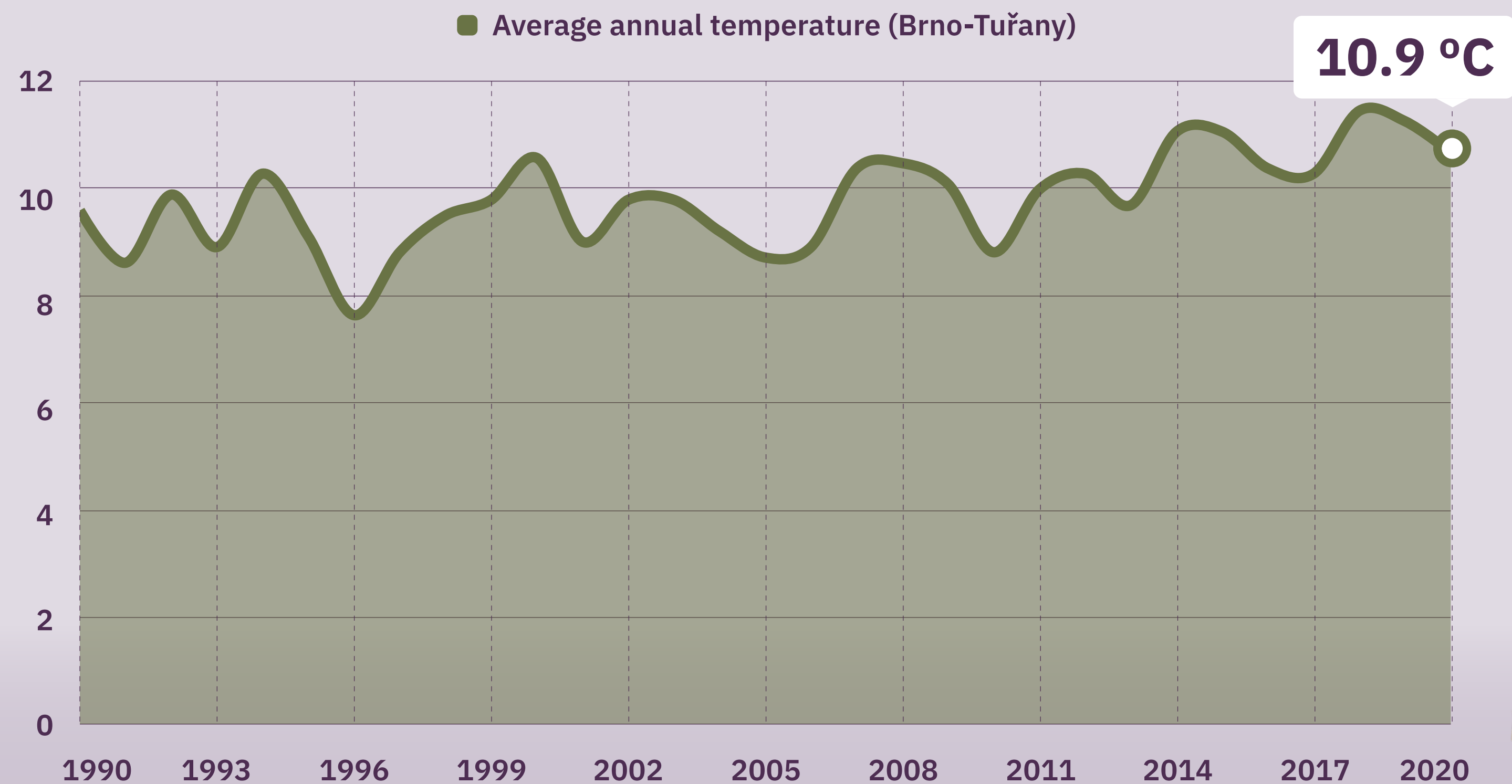


Environment

# Average annual temperature

as of 31 December 2020

The average annual temperature was 10.9°C last year, as measured at the Brno-Tuřany station, making **2020 the fifth warmest year in measured history** (since 1960).







Environment

## Waste production & management

Last year, we produced 2,000 tonnes more waste than in 2019. **Overall, it came to nearly 87,000 tonnes.** Of the total volume of waste, 20% has been recycled—the same rate as in the previous year. The good news is that people can now also use containers to dispose of biological waste; more than 1,000 such bins were distributed in 2021. Interestingly, people threw out almost 23,000 screens and monitors.


as of 31 December 2020

1,238 new bio-waste containers

A total of  
**87,000**  
tonnes of waste



**20%**  
recycled





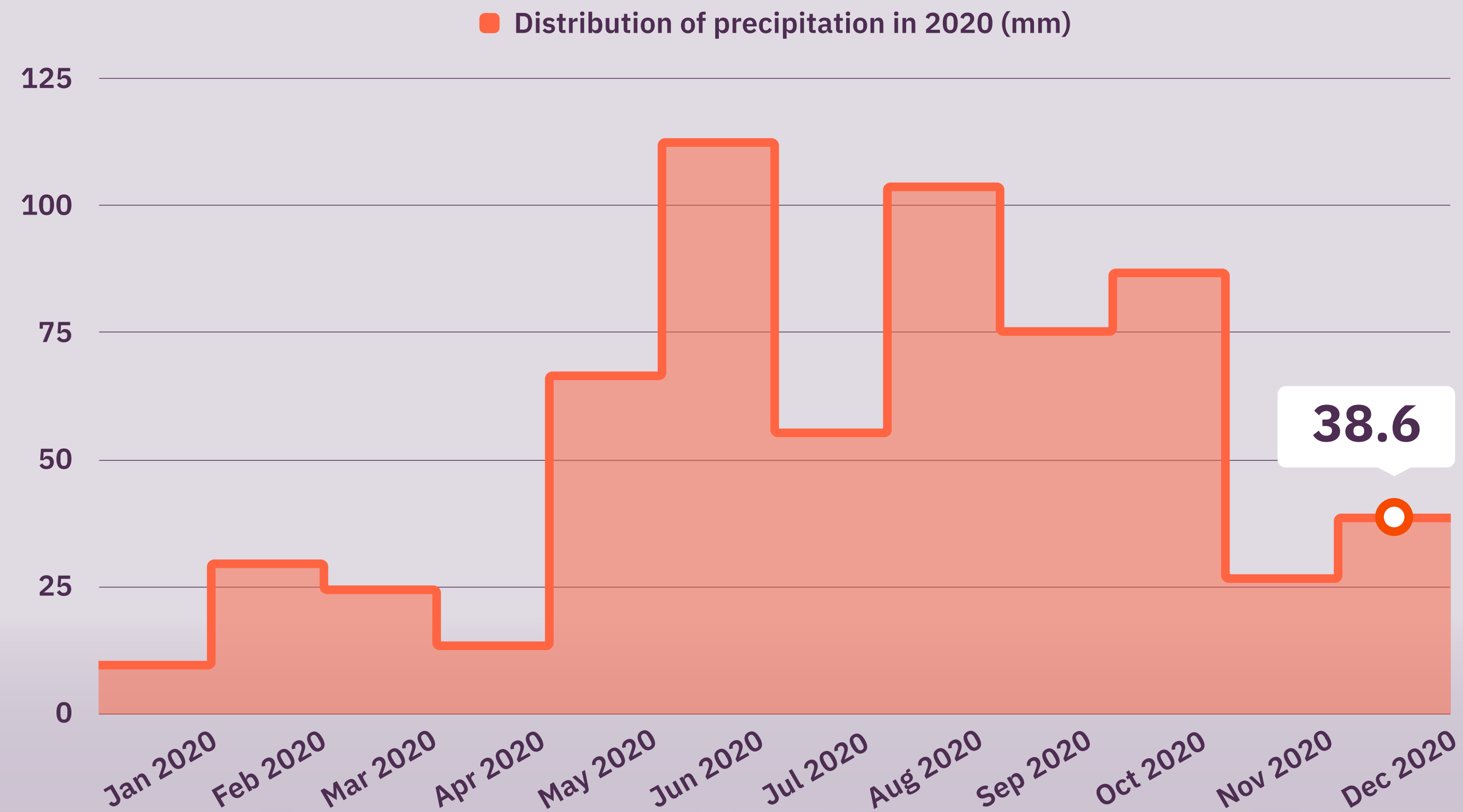


Environment

## Precipitation

as of 31 December 2020

Last year gave us a lot of beneficial rain; it was even the third rainiest year in 60 years. In Tuřany, **642mm of rain fell** on Brno's longest-serving meteorological station. June was the rainiest month, accounting for almost 20% of the total precipitation.







Environment

## Environmental support


as of 31 December 2020

Last year, Brno supported the development of **69 green roofs** with a **total surface area of 9,348 m<sup>2</sup>**—the equivalent of a large football field. Now people can make use of 45 rainwater collection tanks (286 m<sup>3</sup>) for watering and enjoy 11 revitalised block courtyards.

11 revitalised block courtyards


69

green roofs



45

rainwater collection tanks




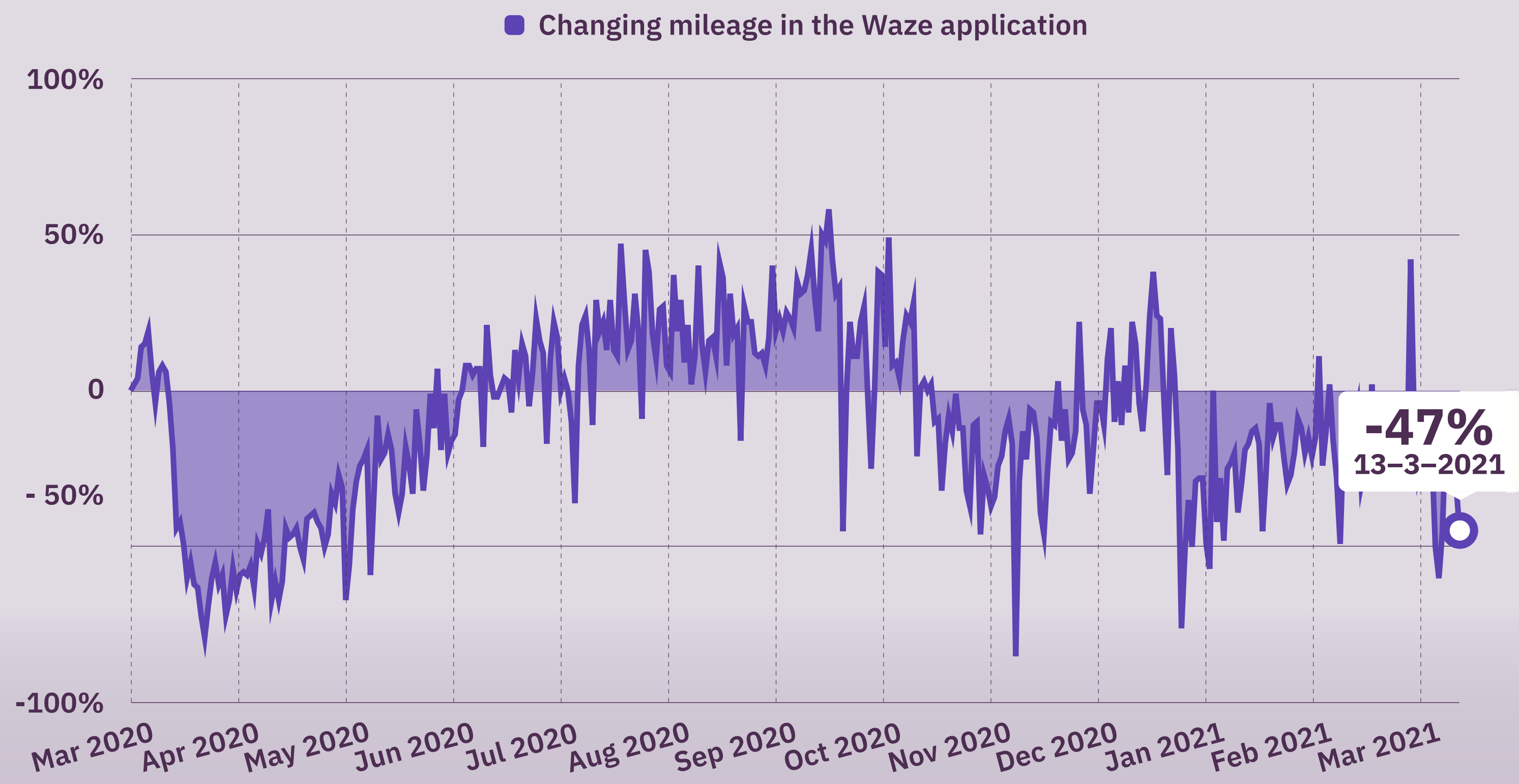


Transport

## Decrease in mobility

as of 13 March 2021

People moved around a lot less during the year, mainly due to the pandemic. Data from the Waze navigation system show how car travel trends changed; the information reflects the number of kilometres driven per day throughout the past year in relation to February 2020.





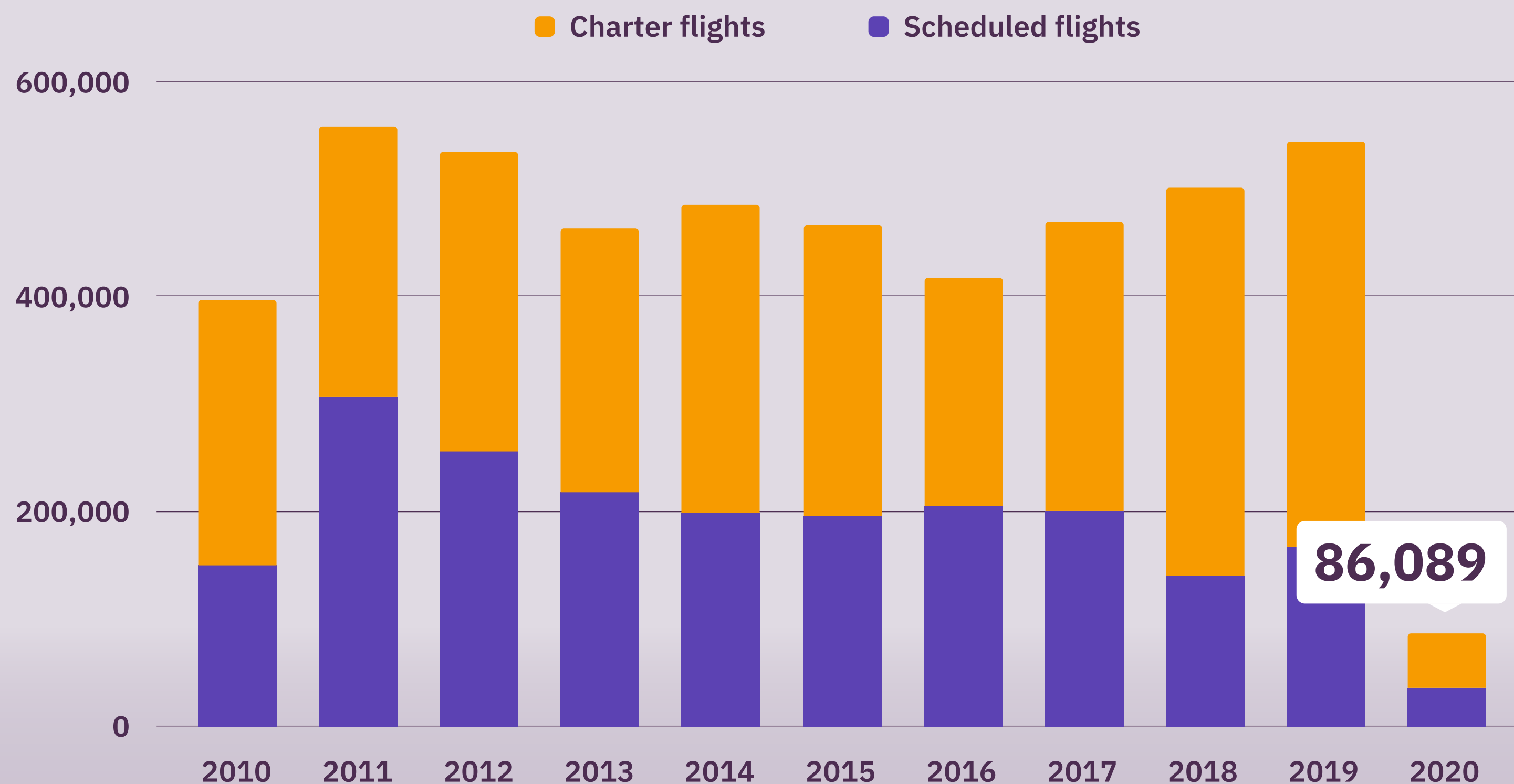


Transport

## Air transport

as of 31 December 2020

One area dramatically affected by the pandemic is flying. The decline in the number of flights as well as passengers handled has been felt in Brno, too. **The number of people cleared in 2020 decreased by 455,000** compared to what we saw a year before.



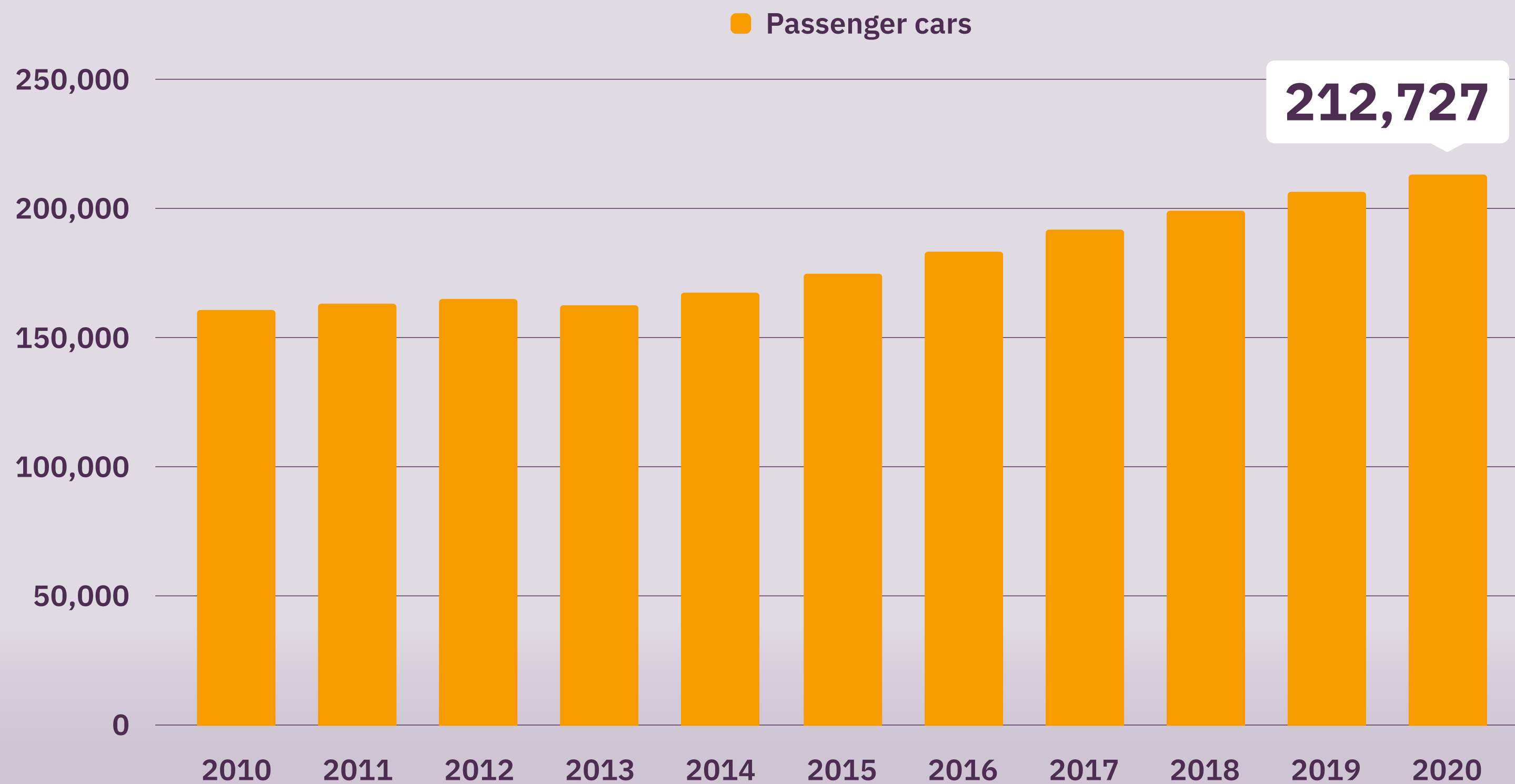


Transport

## Number of cars

as of 31 December 2020

The number of passenger cars increased by 6,246 year on year in Brno, bringing the total **number of vehicles registered in Brno to 212,727**. On average, there are 556 passenger cars per one thousand residents.







Transport

## Computerisation of services


as of 31 December 2020

The number of passengers in city public transport services fell by 25% due to the pandemic. On the other hand, Brno iD users increased, now numbering a total of 170,000. More than 130,000 bought pre-paid tickets. Around **400,000 tickets** are now purchased via the popular “Beep & go!” service.

25% drop in public transport passengers



**170,000**

Brno iD users



**400,000**

tickets purchased  
per month via “Beep & go!”



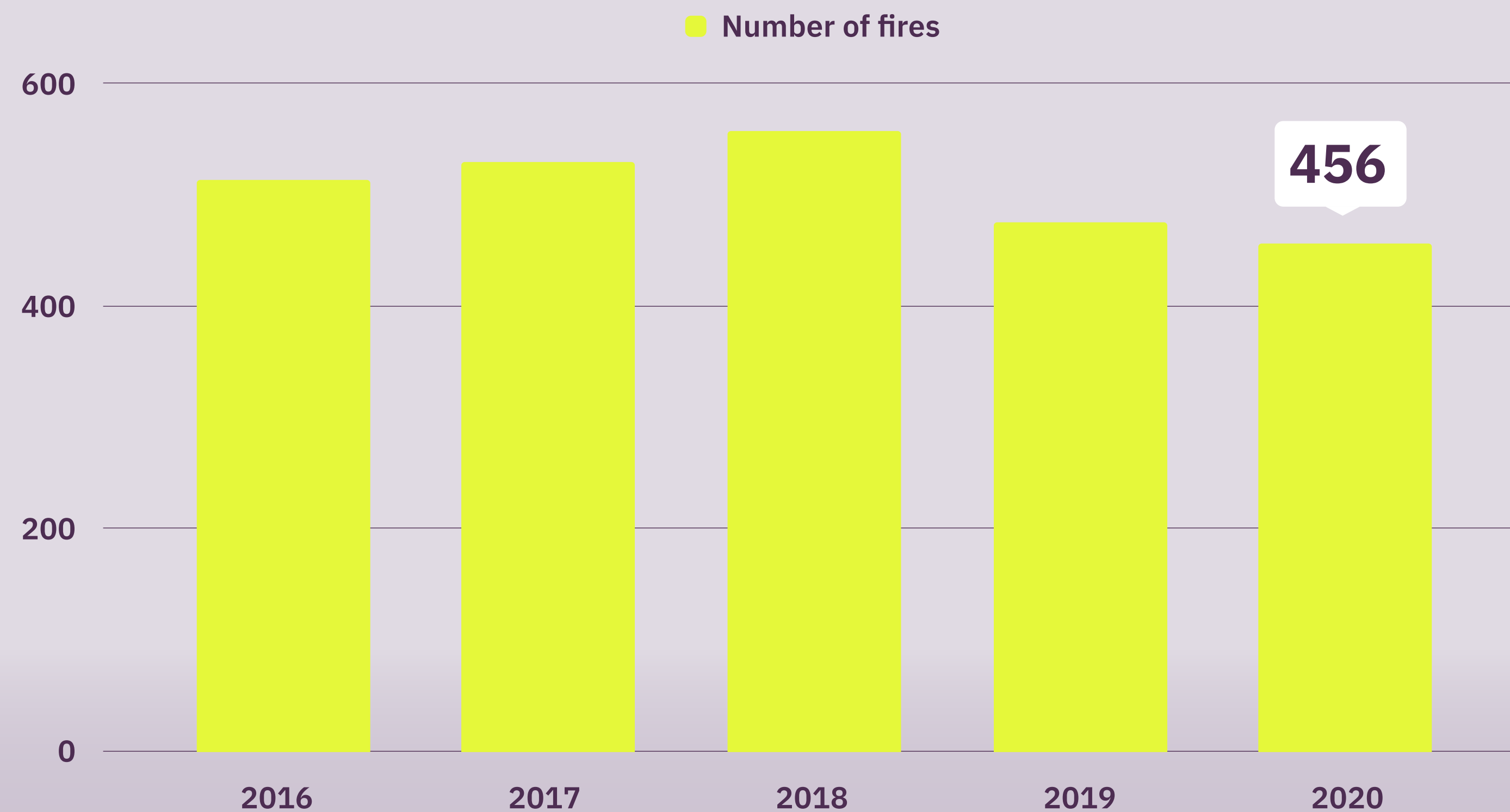


Safety  
& Security

## Fire brigade response

as of 31 December 2020

There were **456 fires** in 2020—the lowest number in the last 5 years. The rainy summer helped greatly with that. A fire brigade will reach your place within an average of 6 minutes 52 seconds from reporting an incident.





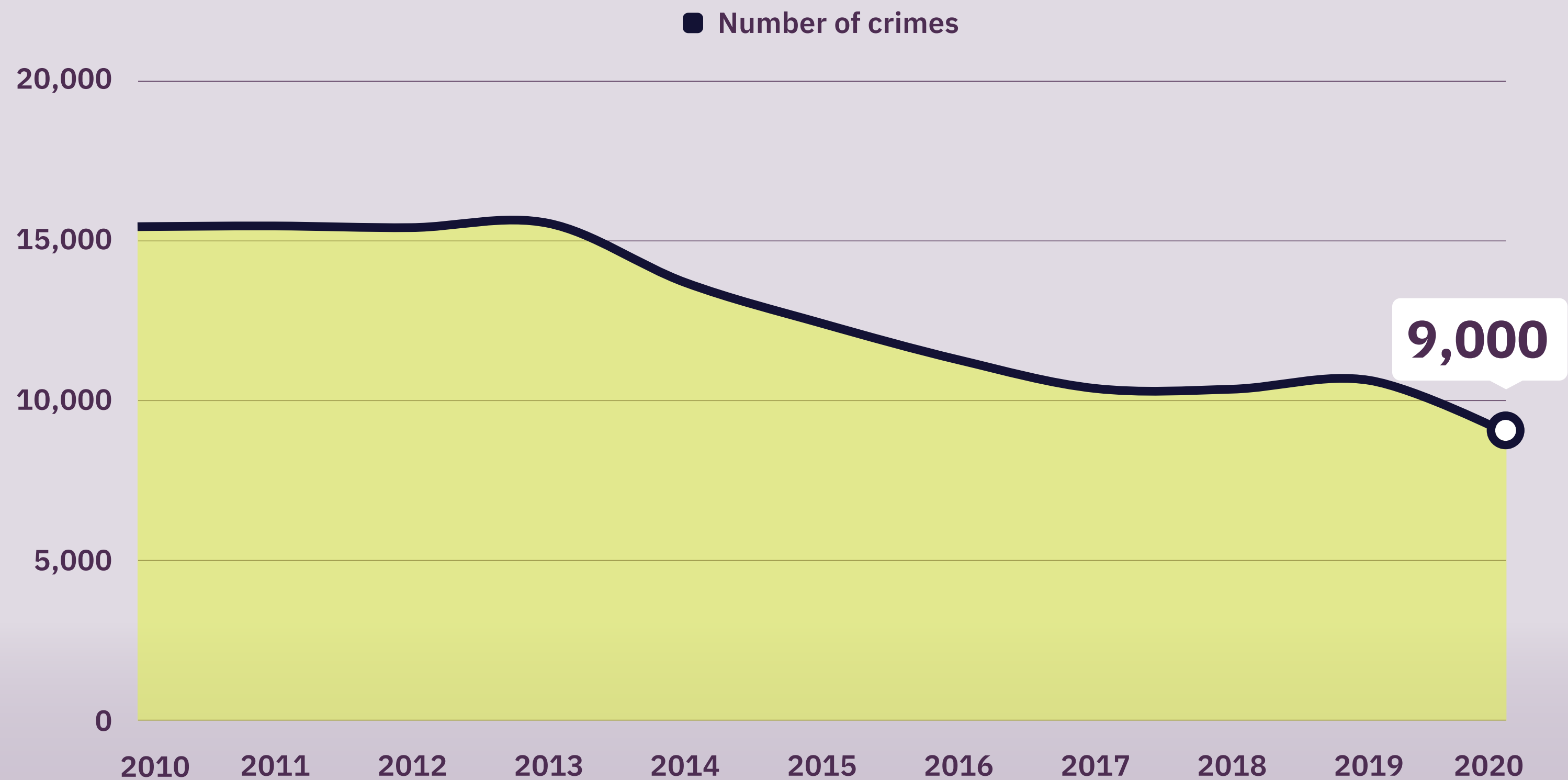


Safety  
& Security

## Crime rate

as of 31 December 2020

Crime rates in Brno have been declining for a few years now. **There were “only” 9,000 crimes in 2020**, which is the lowest number since 1989. The number of offenses fell, too—from 157,000 to 117,000. Fortunately, murders have also decreased from 11 in 2019 to 6 in 2020.



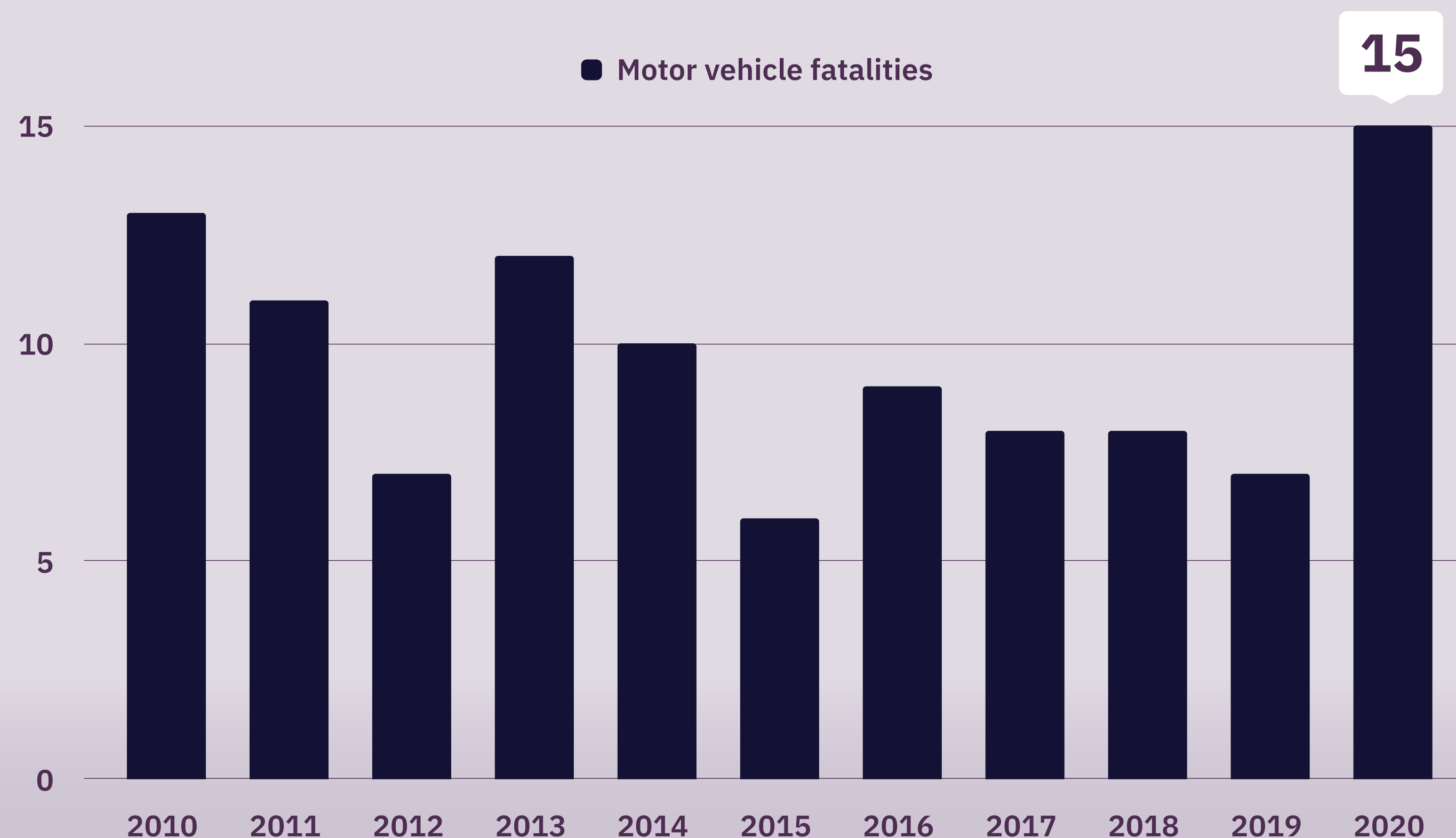


Safety  
& Security

# Road accidents

as of 31 December 2020

There is nothing to smile about where transportation safety is concerned. The decline in road accidents in 2020 was small, despite the fact that the intensity of transport fell by up to a third during the pandemic. **A total of 2,388 road accidents and 15 fatalities**—the statistics are truly sad. The highest percentage of this increase is in pedestrian casualties (9 of the total 15)—this means that Brno is not a safe city for those who prefer to walk.







Safety  
& Security

## Safety and security

as of 31 December 2020

The number of cyber security incidents as seen at the Brno City Municipality has been falling gradually. On the other hand, they are becoming more dangerous and complex.

Number of security incidents

