

# Report on the State of the City **BRNO 2018**



# Dear Brnoers,

We are presenting you a sample of the huge amount of data that we continuously collect about our city from a variety of sources, and on the basis of which we endeavour to make this interesting city a great place to live in.

Once again, we are showing the data in a somewhat light-hearted form, so you can have fun while reading through it. Should you be interested in more detailed information, you can view the full set of data on the recently launched data portal of the city - [data.brno.cz](https://data.brno.cz) - where you will find complete statistics, charts, data interpretation and source links.

Compared to last year we have made one additional change: we have divided the content into five areas instead of three, so that everything goes in harmony with the vision and strategy of the city **#brno2050**, approved by the city assembly in December last year.

Thanks to this strategy we know where we are heading, the effort we need to make and what steps to take to succeed.

**I wish you pleasant reading and an even better Brno,**

**Jaroslav Kacer**

Deputy Mayor of the City of Brno in charge of the Smart City, City Strategy, Information Technology and the Digitalisation of City Hall



# #brno2050

## Creating a City for Future Generations

What kind of city do we want to hand over to our children and to our children's children? Working together with professionals and on the basis of your comments we have created a long-term vision for the city of Brno. It is built on 25 values and has been jointly created by more than 200 professionals from universities, companies, the non-profit sector, active citizens, representatives of public administration and representatives of all the political clubs that together form Brno's City ecosystem.

**This Report on the State of the City, as well as the above mentioned strategy, is broken down into five areas:**

<b>PROSPERITY</b>	_____ page	<b>4</b>
<b>ENVIRONMENT</b>	_____ page	<b>14</b>
<b>SERVICES</b>	_____ page	<b>25</b>
<b>GOVERNANCE</b>	_____ page	<b>32</b>
<b>RESOURCES</b>	_____ page	<b>42</b>

#brno 2050. Creating a City for Future Generations

**Close your eyes for a moment... And imagine that you are in Brno – but in thirty years' time.** The calendar shows the year 2050. Your children have grown up. You have a few more wrinkles. And Brno... .. what exactly will Brno be like?

In 2050 Brno is a Central European centre of excellence in science, research and innovation, the knowledge economy, architecture, culture and sports.

**It is a safe home for half a million inhabitants** and it knows how to offer them housing, jobs and space for entrepreneurship, entertainment and recreational activities.

Brno is a pleasant clean city without barriers. It uses natural resources sensibly for its own development. And it gives everyone the chance to participate in its governance. The city breathes for its inhabitants who are justly proud of the place. This is why they want to hand Brno over to future generations in an even better state.

Brno City Assembly approved the **#brno2050** strategy vision on 12 December 2017. Now we are already preparing, in cooperation with the city ecosystem, specific steps to transfer the plans from blueprints to the city's streets.

**Come with us to create a city for future generations.**

**Jaroslav Kacer**  
Deputy Mayor of the City of Brno in charge of the Smart City,  
City Strategy, Information Technology and the Digitalisation of City Hall

# HOW MANY BRNOERS ARE THERE?

**In 2017, the figures showed 183,300 men  
and 196,227 women.**

## NUMBER OF INHABITANTS OF BRNO

2001 — **373 272**  
2006 — **366 757**  
2011 — **378 965**  
2015 — **377 028**  
2016 — **377 973**  
2017 — **379 527**

**The number of people  
is growing and growing.**

**379 527**

For the second year already, after the previous seven years, the migration balance has also shown a positive bottom line – more people have moved in than have moved out.





# BRNO'S

**NEW-BORN BABIES  
ARE ON THE RISE.**

**In 2017 the largest number  
of children were born in Brno  
for the last 32 years.**



**4 634**

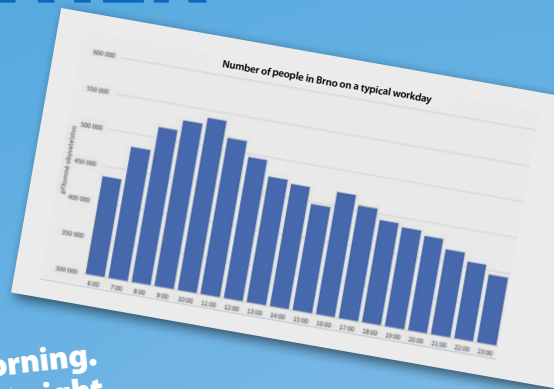
**We have a vision. We are creating  
a city for future generations.**

The last time more children were born  
was back in 1985 when 4,657 children  
came into the world in Brno.

# DO YOU KNOW WHEN THERE ARE MOST PEOPLE IN BRNO?

On workdays between ten and eleven in the morning.  
On the other hand, fewest people are present at night  
on weekends – only 356,000.

# 540 000



Many people flow into Brno every day from the city's hinterland. That is why it is crucial for Brno and its adjacent towns and municipalities to work closely together. Do you know what the Brno Metropolitan Area is?

# STUDENTS?

## THEY BELONG TO BRNO.

**Brno and students. They still belong to each other. In spite of the fact that the number of university students has gone down over the last few years.**

64 974

**And we know how to get students involved in the city's development.**



# **THE LARGEST NUMBER OF FOREIGN NATIONALS COME TO US FROM THE UKRAINE.**

**28,000 foreigners have registered  
as resident in Brno.**

These are led by Ukrainians (6,838)  
and Slovaks (6,066).

**But only one  
Luxembourgian lives here.**

Take a look at an interactive map at [data.brno.cz](https://data.brno.cz).



# COMPARED TO LAST YEAR, WE EARN ABOUT 106 EUR MORE EACH MONTH.

The average in the region is 1,225 EUR,  
while nationwide it is 1,147 EUR.

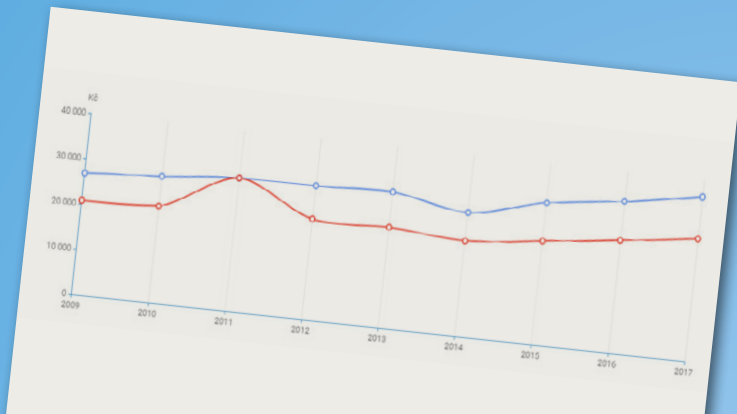
Wages in Brno have  
risen sharply in recent  
years. Last year alone  
the average wage  
soared by 106 EUR.

# 1 284 EUR



# WOMEN TAKE **ONE QUARTER** **LESS MONEY,** specifically **363 EUR** less.

The salary gap between men and women is not closing. The average salary of a man is 1,426 EUR while that of a woman is 1,063 EUR.

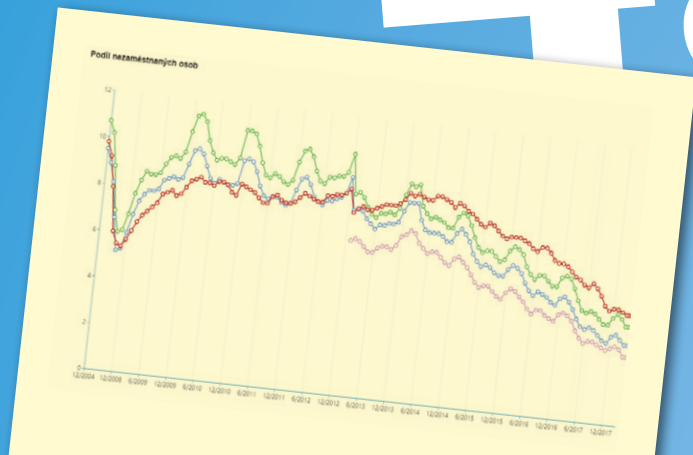


# UNEMPLOYMENT RATE?

# BELOW FIVE PERCENT

# 4.8%

Additional statistics  
are available [here](#).



**The unemployment  
rate has fallen below  
5% after many years.**

# THERE IS A LACK OF PEOPLE RATHER THAN JOBS.

The number of candidates per job in December 2017 was the lowest since June 2008 – the time before the economic crisis.

2.09

**At full throttle.**



*By the way, in December 2013  
this figure was 57.90.*



# WORK?

**PEOPLE DO NOT  
MIND IT, RATHER  
THE REVERSE.**


**We know from last year's  
survey that more than  
two-thirds of Brnoers  
report being satisfied  
with their jobs.**

*But just under 30% of you are  
happy with support for new  
business projects.*

68%

# GDP?

## A VERY GOOD PERCENTAGE



# 141%

The gross domestic product per inhabitant of the city of Brno is above average compared to both the national and EU levels. The GDP of the region has exceeded the average of the EU-28 more by than one third.

Prague has 182%, Pilsen 128% and Ostrava 121%.  
The Czech Republic as a whole achieves 88% of the  
EU-28 average.

## We are steaming ahead.

# **WE ARE NOT STOPPING WE ARE BUILDING.**

**In 2017, 1,889 dwellings were completed, which  
is the highest figure over the last decade.**

2016 — **1 466**

2015 — **1 188**

2014 — **998**

**Projects such as Nová Zbrojovka  
or Nová Vlněna have started  
moving forward.**

**The record-breaking year was 2007, when  
2,736 dwellings were completed.**



# **WE FEEL GOOD WHERE WE LIVE.**



But beware – satisfaction with the availability of housing in city district is only slightly over 55% and satisfaction with general availability in the City of Brno is just under 55%.

# 68%

**This is the number of those of you who are satisfied with the quality of living in your city district.**



# RETAIL SHOPS'

OVERALL AREA EQUALS  
TO A QUARTER  
OF PRIGL – THE  
BRNO'S FAMED  
RESERVOIR.

If the area of all retail shops in Brno were put together, it would occupy one quarter of the Brno reservoir. In spite of that, the number of square metres has fallen by 30,000 since 2014.

**Largest shopping mall Olympia has an area of 50.681 sq. m.**



# CARS



**CIRCULATE  
AROUND  
BRNO.**

**30 000**

**Based on data from mobile operators, it was found out that almost 30,000 people circulate around Brno on a working day without making a longer stop. These are in particular transport services and business cars.**

More detailed information on this topic can be found [here](#).

# AWARDS

**This is Brno.**

**ARE COMING  
TO YOU.**

**The City of Brno once again appeared among the best in the evaluation made by the prestigious British economic magazine fDi, published by The Financial Times.**

**In the category of Human Capital and Lifestyle, Brno ranked sixth among medium-sized European cities.**



# AN OPINION POLL THAT WILL PLEASE YOU.

**96.8% of you are satisfied with Brno  
as the place where you live.**

*In 2009, it was 90.2%,  
then 91.9% in 2013.*

**Do not forget:  
You are Brno.**



# 96.8%



**SAFETY.**

# **WE ARE QUITE CALM.**

**Nearly four out of five Brnoers feel safe in their city. This is a remarkable increase compared to the 2009 survey, when the figure was around 55%.**

**According to current research, the Czech Republic is considered the sixth safest country in the world.**

**78%**

# THE CRIME RATE IS DECREASING.

Compared to 2008, the number of criminal acts perpetrated in Brno decreased by more than one third. 10,391 crimes were committed in 2017. Of course, this number is not really low, but the trend is good.



# 10391



The crime rate has  
been going down  
steadily since 2013.



# AIRBNB IS GOING STRONG. AN OPPORTUNITY OR A THREAT?

1066

The number of apartments offered for short-term lease through Airbnb is growing exponentially. It was 1 in 2010, 246 in 2015 and 1,066 in 2017. What does this mean?

Is it a chance for tourists to discover the authentic Brno? Or will it lead to the depopulation of the centre, where apartments will be bought by business people instead of residents?

„New Berlin“  
– that is how  
Brno has been  
nicknamed by  
foreign servers.



**HOW LONG WILL IT TAKE  
THEM TO COME AND  
HELP YOU?**

**6:53**



***The time flies down.  
The target for 2050  
is 5 minutes.***

**The average arrival time of firefighters gets shorter every year. The target for 2050 is 5 minutes! In 2013 the arrival time was 7 minutes and 45 seconds; in 2016 we managed to cut it down by another minute.**

**The medical rescue service in Brno went on 46,920 callouts. It managed to stay within the legal limit of 20 minutes in 98.43% of cases.**

Between the years 2015 and 2016,  
the number of physicians in Brno grew by 82.  
Having accessible healthcare simply is important.

The number of doctors is growing  
in the whole country as well. While  
there were 38,818 of them in 2009,  
in 2016 they were 49,102.



THE NUMBER  
OF PHYSICIANS  
IN BRNO IS  
GROWING,

**EVEN THOUGH SLOWLY.**

# NUMBER OF BEDS IN HOSPITALS?

## ABOVE THE CZECH REPUBLIC'S AVERAGE.

In Brno, there are almost 112 beds per 10,000 inhabitants,  
while the nationwide average is less than 54 beds.

# 112



Of course, this is because Brno's hospitals serve  
a much larger region than just the city itself.

# WHAT DO ERASMUS STUDENTS THINK?

We asked students who are in Brno on the ERASMUS programme how they enjoyed their stay here and what specifically they liked. Their answers made us happy – 98% of them are satisfied.

Obviously, clubs, pubs and good beer remain our key assets. But people also valued highly the city's excellent public transport system, its parks and the historic city centre.

**Dissatisfaction?  
It hardly exists.**

98



%




# CULTURE.

## THE CITY IS PROUD OF IT.

Just for the sake of comparison –  
Olomouc supports culture with  
2.08% of its budget, Ostrava 1.98%  
and Prague 1.49%.

**Brno spends more on culture  
than comparable cities. Only Pilsen,  
the European City of Culture in 2015,  
leaves us behind.**

2.62%



# LET'S SET BRNO IN MOTION.



We are sports fans. It is the best prevention of crime, obesity and many other problems. Do you know our app called Kam za sportem? (Where to go for sports?)

The number of registered sportspeople in Brno is around 70,000. We haven't managed to increase that number in recent years.

# 70 000

Click and set off!

# BRNO? A CITY OF GREENERY



The jury also appreciated the standards of environmental education and services for tourism.

**And we want the city to  
continue flourishing.**

1

# LIVING ENVIRONMENT?

## BASICALLY PEOPLE ARE SATISFIED.

Almost nine out of ten Brnoers are happy with the accessibility of parks. Satisfaction rules also as regards the amount of public greenery or the quality of recreational areas.

Greenery in the  
centre is one of the  
city's priorities.

88.6%



# THE AIR

**IS CLEAN?**

*This pun really describes your rating of Brno's air purity. More than seven out of ten Brnoers are satisfied.*

71.4%

By the way, four years ago a similar opinion poll showed just 5 out of ten satisfied.

# ONGOING MISSION: REDUCE EMISSIONS.

There has been a decrease in airborne dust in the city. Since 2011, it has decreased every year, and from the initial emission value of 38 micrograms per cubic metre it went down to 26 last year.

Year-on-year emissions  
of nitrogen dioxide  
have also decreased.

Overall air quality has  
improved, especially if we look  
at the last 20 years; nowadays,  
the situation is rather steady.



26  $\mu\text{g}/\text{m}^3$



**MORE THAN HALF  
A BILLION CZK**

**SPENT ON  
THE ENVIRONMENT.**

**25 157 608** EUR



**Every year Brno spends more than  
half a billion crowns on environmental  
protection.**

**The amount has not changed significantly  
over the years. It remained more or less  
the same in the so-called crisis years.**



# THE RAINIEST MONTH IS MAY

Conversely, perhaps a bit surprisingly, the lowest precipitation is in the month of October (25mm).

The warmest ground surface in the city during the summer, and at the same time the coldest during the winter, is at the Brno Exhibition Centre.

Yes, even the Majáles student festival sometimes is a real storm.

Holiday months of July and August both have the same average daily temperature of 25°C.

# 65mm



# **YOU ARE STILL IN A HIGHER CLASS FOR SORTING.**

**„Thank You for Sorting“ – it really does apply  
in Brno. By the way, every year we have more  
and more containers for sorted waste.**

# 3 934

**1,463 containers for paper, 1,434 for  
plastics, 911 for glass and 126 for  
textiles are available to Brnoers.**

**Do you know that through  
Brno iD you can make  
a payment for waste for the  
whole family simply online?**



# THE CITY BUDGET IS BREAKING RECORDS



This year, the city plans to receive an income of EUR 463 million and to spend a record-breaking EUR 573 million. It wants to make investments into major transport infrastructure.

Compensations paid to the Brno's public transport company will also increase substantially.



EUR 573 million.

# THE CITY'S RATING IS STAYING HIGH.

Stable. That is what the city of Brno is in the eyes of the renowned RATING AGENCIES. According to Standard & Poor's, the city's rating is AA-/stable.

Since 2014, it has also kept its A1/stable rating from Moody's.

# AA-

This city sounds good.



# THE CITY HAS APPROVED ITS VISION UNTIL 2050.

## CREATING A CITY FOR FUTURE GENERATIONS.

Since spring 2017, Brno has been preparing its new #brno2050 development strategy.

And what will Brno look like in 2050?

You can find the answer in the Vision,

which was approved by the

councillors at the end of

2017. Now, together with

professionals and Brno's

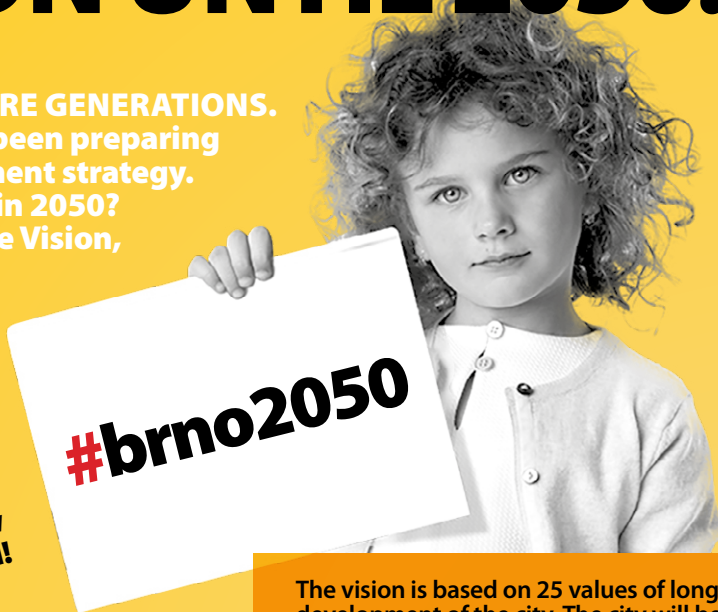
public, we are preparing

more detailed plans and

projects for the next few

years.

**Do you want to learn more? Follow  
[brno2050.cz](https://brno2050.cz) and get involved!**



The vision is based on 25 values of long-term development of the city. The city will be heading towards them in the coming years.

# ŠALINKARTA ONLINE

# 53 000

**This is the number of people using "šalinkarta"  
– the Brno's electronic season ticket.**

**A steadily growing number of Brnoers use  
the BrnoiD online account. With the use of it,  
76,000 tickets worth 11 million EUR were sold  
last year.**

**And what about you?  
Do you have your  
BrnoiD?**




# PARTICIPATORY BUDGET? WE WILL HAND IT OVER TO YOU.

# 11160

The first year of the participatory budget can boast of some really good figures: you submitted 217 projects; the 16 most successful of them are starting to be implemented by Brno.

But above all, 11,160 Brnoers participated in the vote in the grand finale, which made it one of the most successful projects in Europe.



**Join in this year  
as well. Projects  
are to be submitted  
by the end of May.**



# AREA IS MORE THAN JUST BRNO.

**Brno thinks in metropolitan way and knows that it cannot do without the surrounding towns and municipalities. That is why it has intensified its cooperation with municipalities and towns in its hinterland. These fall into the so-called Brno Metropolitan Area (BMA)**

# 167

**BMA — 379,527 inhabitants**  
**BMO — 620,000 inhabitants**

**Check out the ITI  
site as well.**



# PROGRESSIVE AND MODERN? **YOU SAY YES.**

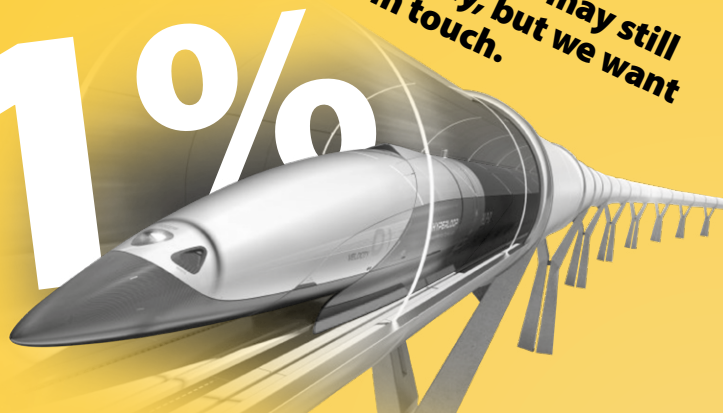
**Four out of five Brnoers think that their city can be branded as progressive and modern. This stems from a survey conducted last year.**

In a survey eight years ago, only six out of ten (62.6%) said yes to this.

Brno is the center of electron microscopy - annually more than 700 are produced here.

# 80.1%

**The hyperloop may still be far away, but we want to be in touch.**



# ARE YOU INTERESTED IN STRATEGIC PROJECTS?

We have them at one address.  
Its name is [kopemezabrno.cz](http://kopemezabrno.cz),  
where you can view the most  
important ones.

You will find key roadways, sports  
stadiums and the Philharmonic hall.

**As the classical saying goes:  
„There are important things  
and those that are more important.  
And that is essential.“**

More than

30



# THE CITY AS A GOOD MANAGER

The city administers 10 municipal companies  
and 34 contributory organisations.



**Check out the list of companies  
and organisations.**

# WE LAUNCHED A NEW DATA PORTAL OF BRNO CITY

In the first month (since March 21 2018)

**65** applications

**120** datasets


**13 500** unique users

**65 000** views

3D

Among other things, a unique 3D model of the city

3D. Data, data, data.



# THE AIRPORT?

IT FLIES, BUT...



**The number of passengers using Brno Airport has not dropped.**

**470 285**

**We want to fly higher and farther.**

At the same time, more people are flying on charter flights (270,193) than on scheduled routes (200,092).

But it is not growing either, which is still too little in a city that hosts the global search engine Kiwi.com.

# WALKING IS A HIT!

How do people go to work? Most often by public transport – 43%, followed by cars with 38% and 18% walk. This mode of transport has been growing in recent years.



# THE BUSIEST MOTORWAY

69 452

The D1 section between the exits for Vienna and for Bratislava is used by 69,452 cars each day. And the intensity of traffic continues to rise.

By the way, more than 40,000 cars drive through Tomkovo Square every day.





# **PUBLIC TRANSPORT** **IS NOT PERISHING IN BRNO**

# **355 million journeys**

And another 95 million journeys to Brno take place using the Integrated Transport System of the South Moravian Region.

**take place each year by means of  
public transport.**



**SATISFACTION**

Only 9.9% of Brnoers are highly dissatisfied.

# WITH PUBLIC TRANSPORT

According to you, Brno's public transport company is doing a good job. More than seven Brnoers out of ten are satisfied with the quality of public transport.



The Šalina (meaning tram  
in Brno slang) does work.  
So get on!

# PUBLIC TRANSPORT COMPANY'S ROLLING STOCK

Do you know how  
many kilometres  
on average are  
travelled by one  
public transport  
vehicle per year?



46 155



39 726



60 288



# DISSATISFACTION WITH **P**ARKING

At the opposite end of the satisfaction survey chart stands the lack of parking spaces.

Less than one out of five Brnoers is satisfied with their availability.

There is not much satisfaction with the city's traffic flow either: only 34.5% of the respondents are satisfied with it.

18.2%

# ALTERNATIVE ENERGY SOURCES

In Brno there are 492 photovoltaic, 7 water and 3 wind power stations. All together, the alternative sources produce 41,791 MWh of electricity per year.

In total, 411,185 MWh of electricity is produced in Brno per year.



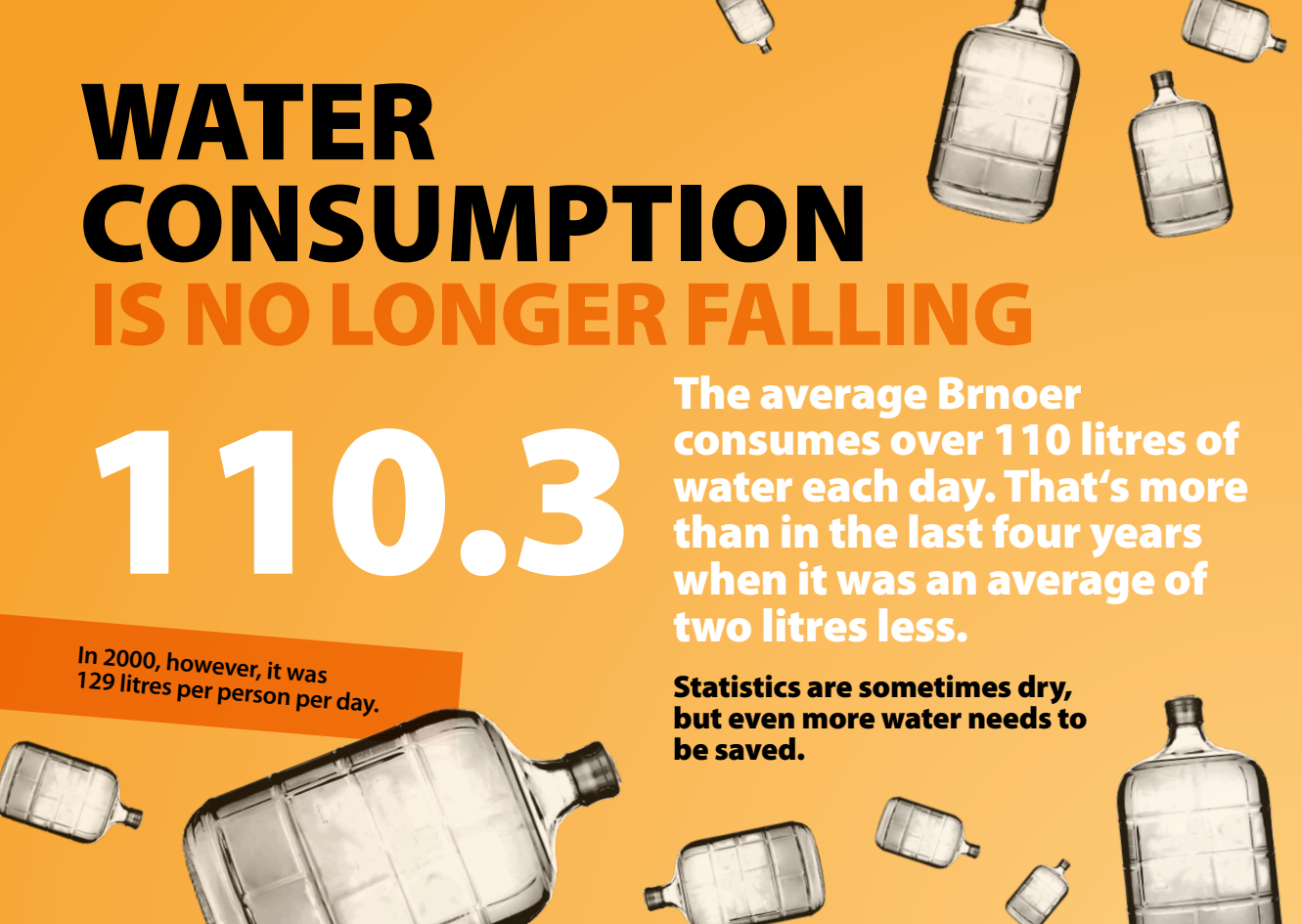
# WATER CONSUMPTION IS NO LONGER FALLING

# 110.3

The average Brnoer consumes over 110 litres of water each day. That's more than in the last four years when it was an average of two litres less.

In 2000, however, it was 129 litres per person per day.

**Statistics are sometimes dry, but even more water needs to be saved.**



# OVER A THOUSAND KILOMETRES OF SEWER

# 1133



**Only a few can see this network. But still  
it's there below the surface – a sewer  
network taking almost the same distance  
as from Brno to London.**

**An invisible network  
below Brno**

**The length of the sewer network has  
increased with another 3 kilometres.**

Brno incinerator is one of the most modern in Europe. Emissions released to the environment are comparable to a heating plant or gas power plant, so it is a very clean source of energy.

# ENERGY FROM WASTE

## HEATS AND SHINES

Almost a million gigajoules of thermal energy and nearly 50 thousand megawatt hours is produced yearly by incinerating the waste.

998 944





# THE CITY IS CLEANER. YOU THINK SO TOO.

Over two thirds of Brnoers  
agree that the city is clean.

In 2013, 53% respondents  
thought so, in 2009  
exactly one half.

This is an increase  
compared with  
previous surveys.

67%

A grayscale image of a human hand, palm up, holding a large white number '67'. The percentage sign '%' is positioned to the right of the '7'. The hand is positioned at the bottom of the frame, with the fingers slightly curled around the number.