

What is Brno like in 2017?



Dear Brnoers,

Every year we collect a lot of statistical and sociological data on the city. These are available in neat tables and charts, in hardcopy and in electronic form. However, we have an insuperable suspicion that, aside from professionals, nobody actually reads them. Hence, this time we wanted to do things differently.

That is why we picked a couple of figures out of the stack of all the data available for 2017 and we would like to share them with you. We gave them a more digestible graphics shape and wish to achieve two things through them.

Firstly, every citizen should know at least some data about his or her city, but above all we want to point out the data, because they are bound to become a springboard for the creation of the Brno's strategy until 2050.

Jaroslav Kacer

Deputy Mayor of Brno

Basic Criteria Assessing the state of the city

Every city is a complicated ecosystem, comprised of a number of mutually influencing components, elements, processes and stakeholders. Any endeavour to systematically evaluate its current status through different thematic areas leads to a certain simplification and serves only as an instrument through which we are trying to describe this complicated and interwoven system.

Brno

QUALITY OF LIFE



In particular, quality of life means safe and affordable housing and good living environment (both natural and created by man), an opportunity to get a high-quality education, an interesting and satisfying job and availability of basic services (health care, social services, culture, sports and other interest activities).

CITY GOVERN- NANCE



Good city governance is a „soft“ prerequisite for its smooth functioning, including the opportunity for its residents to be a member of the local community, and also a realistic possibility of participating in local planning and decision making.

CITY RESOURCES

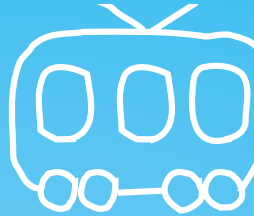




The basis for the development of the city lies in its resources, which represent the technical preconditions and limits of the smooth functioning of other areas. The resources include technical infrastructure, power generation and management, and mobility.

CITY RESOURCES



TRANSPORT

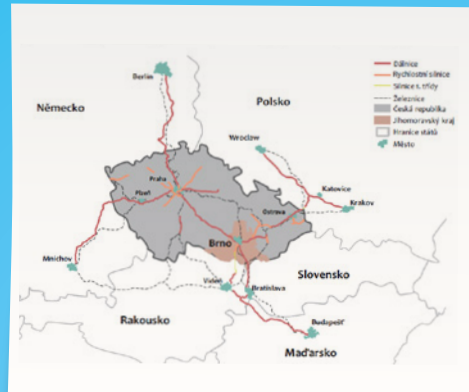


External transport links of Brno

Brno has a strategic location between three capital cities – Prague, Bratislava and Vienna; all these cities can be reached within two hours. However, the railway connection with Prague and the road leading to Vienna would deserve speeding up.

The city's global accessibility has been identified many times as one of the key problems of the economic development of Brno.

	DISTANCE (KM)	CAR (H)	RAILWAY (H)
Prague	200	2:00	2:30
Bratislava	120	1:20	1:30
Vienna	110	1:40	1:30
Munich	400	5:00	7:00
Budapest	270	3:00	4:00
Katowice	210	3:00	4:00



Aircraft

Insufficient air links to and from Brno are a weakness of the city.
In fact, the Brno-Tuřany airport has the potential to handle
up to five times the current traffic.

NUMBER OF AIRCRAFT MOVEMENTS

Brno airport dispatches more flights now than ever before. But this is not a steep increase in "scheduled flights". Of all flights, almost 58% are freight transport. The only year when passenger traffic prevailed was 2011.

29 885
2012

27 805
2013

32 216
2014

40 073
2016

Brno currently has only three scheduled international flight routes: to London, Eindhoven and Munich.



NUMBER OF CHECKED-IN PASSENGERS

The number of routes is also growing at a slow pace. But once again – the regular ones that connect Brno with other cities are not winning; instead, chartered and seasonal flights, which take us on holiday, prevail.



Number of passengers
315 672
2005

453 682
2009

534 682
2012


417 725
2016

Public transport

Brno has one of the best public transport systems in Europe in terms of price and performance, and regarding the services available in its individual districts.

However, for example, the existing tram line system in Brno has already reached its limits. There is a growing need to build new underground routes.

NUMBERS OF JOURNEYS
MADE (IN MILLIONS)



WAGON
PARK

Out of the total number of

750

DPMB
vehicles,

500

actually operate every day
in the rush hour.

Car traffic

Since 1990, there has been
a 2.5-fold increase in car traffic in Brno.

INCREASE IN NUMBERS OF VEHICLES

1990	100%
1995	147%
2000	201%
2005	217%
2010	252%
2015	258%

RUSH HOUR

From 3 p.m. to 5 p.m. the city is "most congested". In these hours 15% of all cars of the day circulate on the roads. On the other hand, from 1 to 3 a.m. it's only 0.6%.



6,8%
8:00 - 9:00



7,3%
7:00 - 8:00



7,1%
14:00 - 15:00



7,5%
15:00 - 16:00

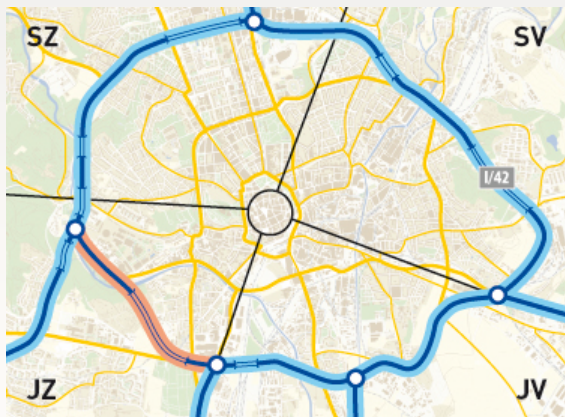


7,5%
16:00 - 17:00



Car traffic

Brno has **not yet completed** its large city ring road.

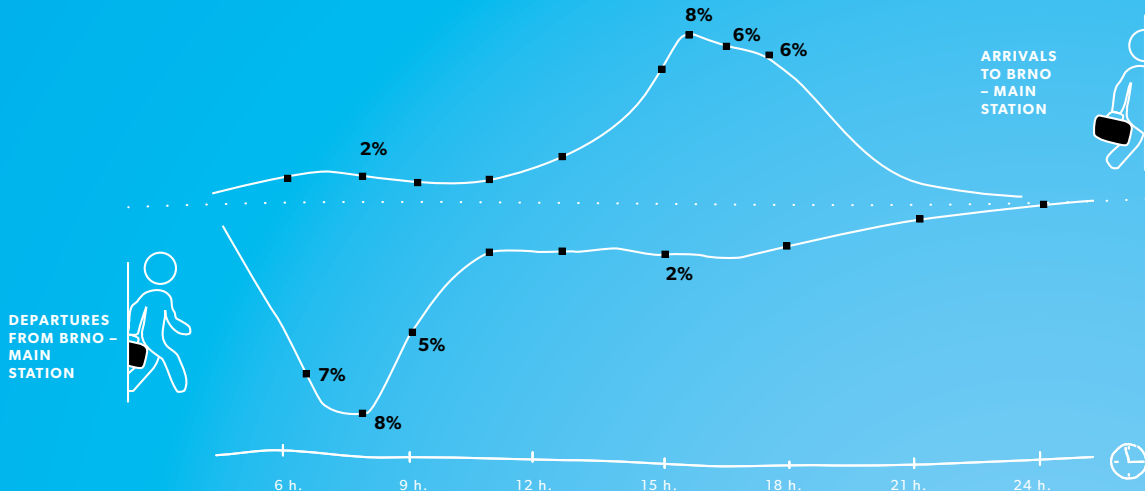


The future shape of the large city ring road

Railway transport

There are nine railway stations in Brno for passenger transport: Řečkovice, Královo Pole, Lesná, Židenice, Chrlice, Horní Heršpice, Černovice, Slatina and the busiest is Hlavní nádraží (Main Railway Station).

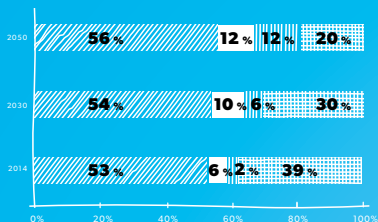
Regional rail transport works very well.



Division of transport work

In its mobility plan, the City of Brno envisages a gradual reduction in the share of individual car transport in favour of an increase in pedestrian and bicycle traffic. Changes are projected to 2050.

PROGNOSIS OF THE DEVELOPMENT
OF THE DIVISION TRANSPORT WORK



Public transport

Pedestrian traffic

Cycling

Individual car transport

17,5 KM
2008

28,1 KM
2010

30,9 KM
2013

39,7 KM
2017

The number of cycle trails in Brno is constantly growing.

Technical infrastructure



Water and sewerage infrastructure

Currently, the water supply network is largely obsolete in Brno. For example, in 2015, the renewal rate of the water supply mains was only 0.38%. This renewal would be sufficient only if the materials' estimated useful life was approximately 250 years!

In the long term, the current state of wear on the water supply mains is unsustainable.

Due to the expected durability of the materials on the water supply mains, the volume of work should be higher, i.e. about 1–1.5% of the length of the water supply mains per year (which corresponds to a material durability of 67–100 years).



Water

Brno is supplied with the I and II Březová water supply system with a maximum flow rate of 1,135 l/s, and VOV with a maximum flow rate of 1,150 l/s (currently about 100 l/s).

Over the 16 years of the monitored period, water consumption was reduced by almost **20 litres per person per day**. This is a good sign, because in the context of climate change it will be more and more important not to waste water. Our common goal is to further reduce the daily consumption of water.

AN INTERESTING POINT

Below Brno so-called artesian water is also located, at a depth of several tens to hundreds of metres, which would suffice to supply a much greater agglomeration than Brno and its metropolitan area.



2000



129 l/day/person

2005



116 l/day/person

2010



113 l/day/person

2015



109 l/day/person

Waste

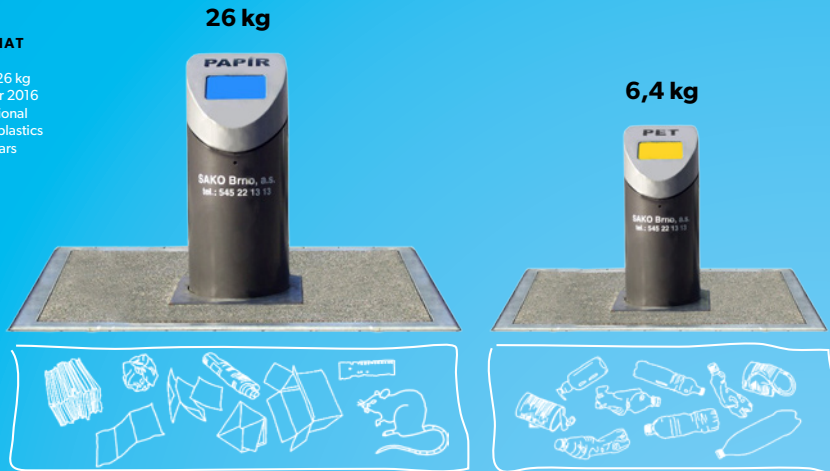
Every year the volume of waste produced in Brno is becoming smaller. Similarly, the volume of landfilled material is reduced in favour of its environmentally friendly disposal in the incinerator plant.

However, the potential for further reduction of the volume of waste produced is still high.

Sorting waste makes sense.


DID YOU KNOW THAT

each of you sorted out 26 kg of paper during the year 2016 (6 kg more than the national average) and 6.4 kg of plastics (83% more than four years before)?



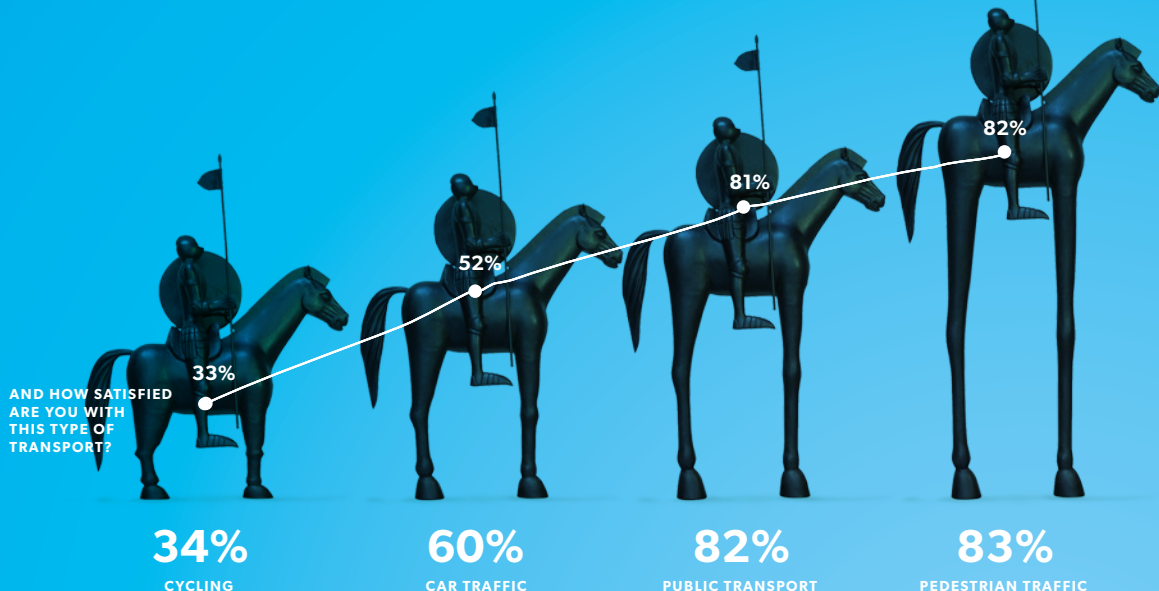
CITY RESOURCES

How do Brnoers
see it?



How do Brnoers see it?

Which type of transport do you consider the most important?



How do Brnoers see it?



Conditions for cycling are important to 34% of the population in the metropolitan area of Brno. Cycling conditions are **satisfactory** for 55% of those to whom these conditions are important. The greatest dissatisfaction is with the conditions for safe bicycle parking.



Flow and density of traffic are those areas of individual car transport with which the city's inhabitants are least satisfied (66% are **dissatisfied** with city centre parking options, 55% are dissatisfied with the number of parking spaces at the place of residence, 42% are dissatisfied with parking at the destination).



81% of Brno's population are **satisfied** with the conditions for **walking in Brno** (but 18% are dissatisfied). Conditions for walking in Brno are important to 83% of the population.



Municipal public transport is important to roughly four fifths of the respondents. 82% of the city's population are satisfied with public transport in Brno.

Satisfaction with drinking water quality

23% of inhabitants are **very satisfied** with the quality of drinking water, 56% are rather satisfied, 15% are rather dissatisfied, 6% are very dissatisfied and 1% do not know.

Satisfaction with waste sorting possibilities

17% of inhabitants are **very satisfied**, 58% are rather satisfied, 16% rather dissatisfied, 5% very dissatisfied, 4% do not know.

CITY GOVERNANCE




BUDGET




City Budget

The City of Brno produces a bigger budget every year,
which is generally considered a sign of economic growth.
The budget balance (revenue-expenditure) is **in positive figures** each year.

APPROVED EXPENDITURE



BUDGET STRUCTURE 2017 (CZK thousand)



Participatory budget

At the beginning of 2017, the city of Brno launched the first year of a project called „**We Hand It Over to You**“, in which residents of the city can decide on a part of the budget. Brno is the first statutory city in the Czech Republic to introduce a participatory budget at the city level.

For the first year of the participatory budget, the city allocated **20 million crowns**.

And because one project can cost up to a maximum of 2 million crowns,
it means that at least ten projects will be implemented.

The participatory budget, which is one of the projects under the **Smart Brno** concept, seeks to involve city residents in decision-making on public finances and to support the development of civil society.

www.damenavas.brno.cz



1.

You suggest



2.

You support



3.

You decide

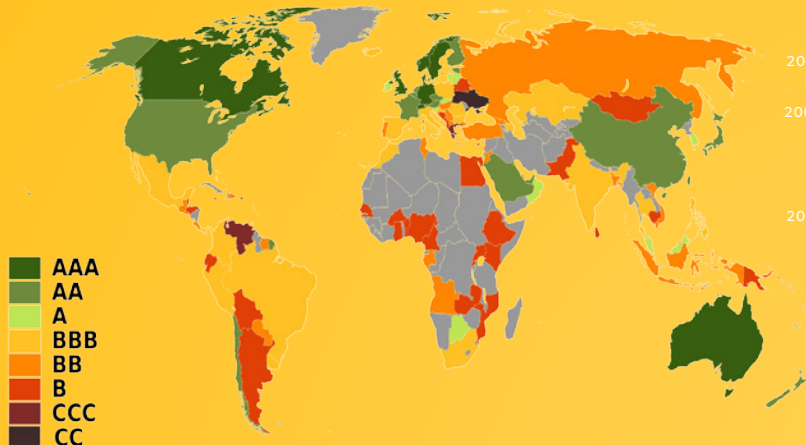
City Rating

In recent years, the city's credit rating has been rising.

This is a good signal for investors.

The rating is granted on the basis of a detailed scrutiny of the city management, financial strategy, situation and plans. It is an indicator of the ability to meet the city's own obligations towards other entities.

THE WORLD'S BEST
RATED PLACES
(STANDARD & POORS)



STANDARD
& POORS
Ratings of the
City of Brno

2001 to 2007	A-
2008 to 2010	A-*
2011	A*
2012 to 2016	AA-**

* Positive
** Stable


MOODY'S
Ratings
město Brno

2001	Baa1
2002 to 2005	A3
2008 to 2013	A2**
2012 to 2016	A1**

** Stable

City expenditure on science and research

The City of Brno is strategically **increasing its** R&D expenditure.



OPEN BRNO



BRNO WILL BE ONLINE

MAPS AND DATA

We are planning to publish up to

200 **Open Data** sets.

At gis.brno.cz you'll find

30 unique **map apps**.

ONLINE ACCOUNT OF THE CITY

31 000 Brnoers already have their own accounts in the so-called e-shop of urban services.

We owe this mainly to the "**šalinkarta**" (a popular nickname for public transport season ticket); its electronic version was ordered by more than **28,500** people.

ADDITIONAL ONLINE SERVICES

The city is preparing an **e-shop** for urban services, where it will be possible to pay the waste collection fees, purchase a tourist card, pay for season tickets and others.

Urban ecosystem

The city of Brno does not comprise only the authority itself, but also the city districts, companies and organizations. Together with natural partners from the academic, business and non-profit spheres, it **creates a unique urban ecosystem**.



Scientific Brno – Brno Science Partners – BSP

Universities, research and development centres and the Academy of Sciences of the Czech Republic

Business Brno – Brno Business Alliance – BBA

Retailers, small and medium-sized businesses, large corporations, investors and chambers of commerce

Non-governmental Brno – Non-governmental Organizations – BNO

Non-governmental and non-profit organizations, associations, foundations and endowment funds

Active Brno – Brno Smart City Community – BSCC

Active citizens, professionals and expats

Brno's local government – Brno Managing Members – BMM

The municipality, city districts, political clubs, city companies and organizations

Multilevel Brno – National and European Governmental Levels – NEGL

Brno Metropolitan Area, South Moravian Region, regional, state and European institutions and companies, government and ministries

www.brno.cz/ekosystem

City organizations



CITY COMPANIES

Brněnské komunikace (road management)
Dopravní podnik města Brna (public transport)
Lesy města Brna (forest management)
Pohřební a hřbitovní služby města Brna
(funeral services and cemeteries)
SAKO Brno (waste management)
STAREZ-SPORT (sports and entertainment)
Technické sítě Brno (utility networks)
Teplárny Brno (district heating)
Veletrhy Brno (trade fairs)
Brněnské vodárny a kanalizace (water and sewerage)

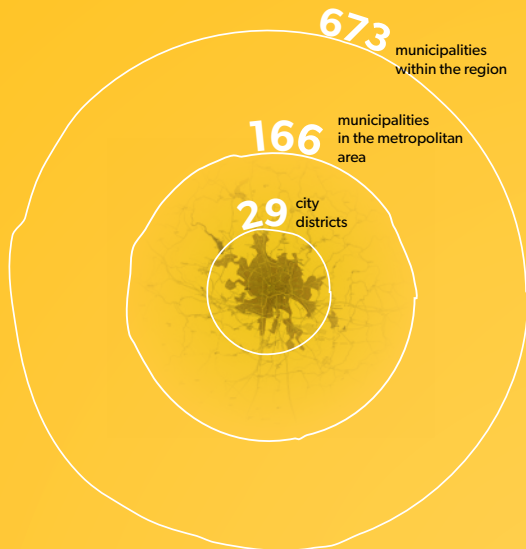


CONTRIBUTORY ORGANIZATIONS OF THE CITY

Brno Observatory and Planetarium
Chovánek – family-type children's centre
Office of the Architect of the City of Brno
Jiří Mahen Library in Brno
Kindergarten Brno, Štolcova 51
Kindergarten Brno, Veslařská 256
Brno Municipal Theatre
Brno City Museum
National Theatre Brno
Hospital of the Merciful Brothers
Administration of Brno City Cemeteries
Tourist Information Centre of the City of Brno
Trauma Hospital of Brno
The Public Greenery of the City of Brno
Waldorf Primary School and Kindergarten Brno
Brno Primary School
Brno Zoo and interest activity centres
Centre for Experimental Theatre
Social Services Centre
Radost Theatre
Retirement home Foltýnova
Retirement home Holásecká
Retirement home Kociánka
Retirement home Koniklecová
Retirement home Kosmonautů
Retirement home Mikuláškovo nám.
Retirement home Nopova
Retirement home Okružní
Retirement home Podpěrova
Retirement home Věstonická
Retirement home Vychodilova
DROM, Roma Centre
Brno City House of Arts
Brno Philharmonic

Brno metropolitan area

Brno is part of a functional unit that includes not only the city as such, but also an additional **166 municipalities** within the Brno metropolitan area. In the South Moravian Region itself, there are **673 municipalities**.



According to official data

377 973
inhabitants

402 994
inhabitants including foreigners

614 597
inhabitants in the Brno
metropolitan area

CITY GOVERNANCE

How do
Brnoers
see it?



How do Brnoers see it?

City Governance

Let's talk about what's going on in communal politics and how Brno will develop

13% of the city of Brno's residents declare great interest

42% of the residents have smaller or no interest

Brno is a quarrelling city that cannot agree on important issues of its development

37% of respondents in 2013 agreed that people in Brno cannot agree well with each other.

A similar or even higher degree of consent was made in 2013 to the statements „Brno is not developing harmoniously in the area of construction“ (38%)

Satisfaction with options and opportunities to engage in the process of local planning and decision making

3% of Brno residents are very satisfied

28% are rather satisfied

31% are rather dissatisfied

5% are very dissatisfied

33% do not know

ARE CITY LEADERS CAPABLE OF SORTING OUT THE MOST IMPORTANT PROBLEMS OF BRNO?


43%

definitely
yes and
rather yes

41%

definitely
not and
rather not

WILL YOU GET SERVICE OR HELP WHEN YOU ASK THE CITY'S CIVIL SERVANTS?



48%

definitely
yes and
rather yes

35%

definitely
not and
rather not

CAN AUTHORITIES AND CIVIL SERVANTS IN BRNO BE TRUSTED?

38%

definitely
yes and
rather yes

45%

definitely
not and
rather not

QUALITY OF LIFE

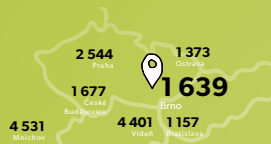


RESIDENTS



Number and structure of population

The total population of Brno **does not change much**, but the traditional statistics only monitor permanent residents. It is therefore appropriate to seek other alternative monitoring methods. Official statistics, however, are crucial for the budget assignment of taxes.



There are 377,973 residents currently living in Brno.

246 583
people of productive age

BRNO POPULATION NUMBERS

2001 **373 272**
2006 **366 757**
2011 **378 965**
2015 **377 028**
2016 **377 973**

Population density (population per sqkm) Comparing the density of cities shows that cities larger than Brno also usually have a higher density. Cities like Vienna or Munich that are prized for the quality of life, have the highest density figures.

55 325
under 15 years of age



195 138
women



181 890
men



75 120
people over 65 years of age



Brno is ageing

The index of aging shows that there is an increasing number of people over 65 in Brno compared to those under fifteen.

Hence, fewer children are born and, at the same time, life expectancy is getting longer.

INDEX OF AGING



HOW MANY YEARS
DO WE LIVE?



Brno during the week and at weekends

A mobile operator measurement confirmed that there are up to **540,000** people in Brno on a work day.

On the other hand, only **350,000** inhabitants stay overnight in Brno at the weekends.

**MOST PEOPLE
IN THE CITY**



10:00 **8:00**
WORK DAY **WEEKEND**

**FEWEST PEOPLE
IN THE CITY**



23:00 **23:00**
WORK DAY **WEEKEND**

Google has launched another alternative method of measuring people's movement. For some places and businesses, you can find out when there are most people, when the fewest, and how much time they stay there. Most people can be found in **Náměstí svobody** (Liberty Square) before 3 p.m.



Visit planning: people usually spend **15-45 minutes** there.

The Olympia Shopping Centre has a peak on weekends between 4 and 5 p.m.



Visit planning: people usually spend **45 minutes to 2.5 hours** there.

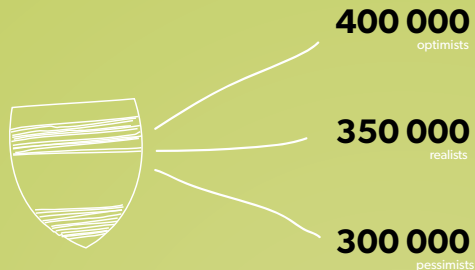
By the way, the situation in Brno-venkov (rural area) is the opposite. Fewest people are spending time there on a weekday between **1 and 3 p.m.** Most people then in the same hours on weekends.

Scenarios of Population Development until the Mid-Century

Demographics experts have developed three scenarios of possible urban population development – optimistic, realistic and pessimistic. It is a very important aspect of urban planning for the future.



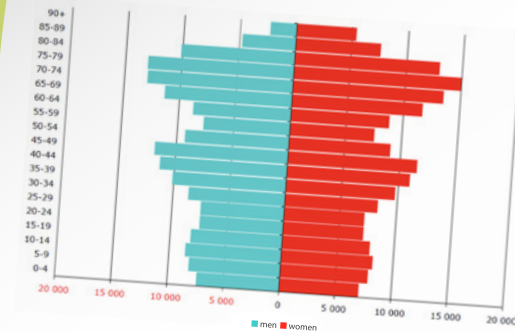
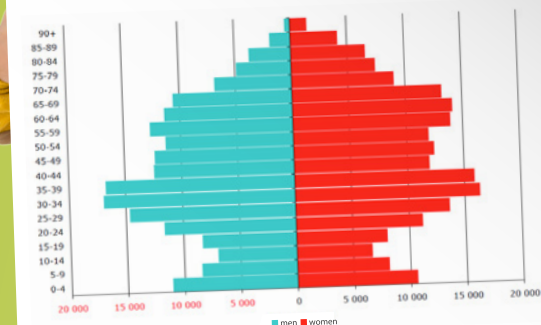
Population forecasts are based on official data on permanent stay and are not very positive for Brno. The population of Brno will rather decline in the long run, unless Brno lures new inhabitants with its attractiveness.



Prognosis of population age structure until 2056

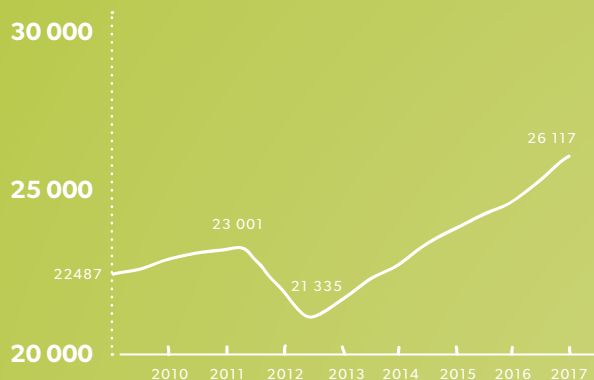
The age pyramid in the long run will cease to be a pyramid,
Brno will be significantly "aging".

The structure of the population of the city of Brno by gender and age in 2011 (prognosis baseline on the left, as of 31 December of the year) and in 2056 (on the right, medium variant of the prognosis).



Foreigners in Brno

The number of foreigners increased between 2010 and 2017 **by almost 4,000.**



LIVING IN BRNO



Housing prices are rising

According to the analysis of the data provided by the Sreality.cz real estate server, the rental price per square metre increased year-on-year by CZK 12 **to CZK 154** (2015-2016).

According to the analysis of the data provided by the Sreality.cz real estate server, the selling price per square metre increased year-on-year by about CZK 3,000 **to CZK 46,900**. The rising price is due in particular to the small number of areas suitable for housing (according to the master zoning plan) and to the large demand for dwellings.

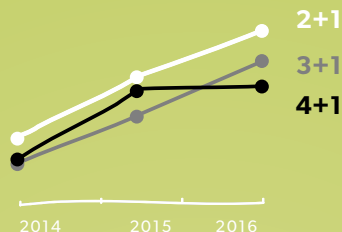
MEDIUM PRICES AND RENTS (price per sqm)

RENT

	2015	2016
1+1	106	111
2+1	121	132
3+1	140	151
4+1	171	165
5+1	180	250

SALE

	2015	2016
1+1	22 902	27 700
2+1	28 224	33 283
3+1	34 541	41 014
4+1	46 254	45 912
5+1	50 781	51 570
6 and more	46 547	56 156



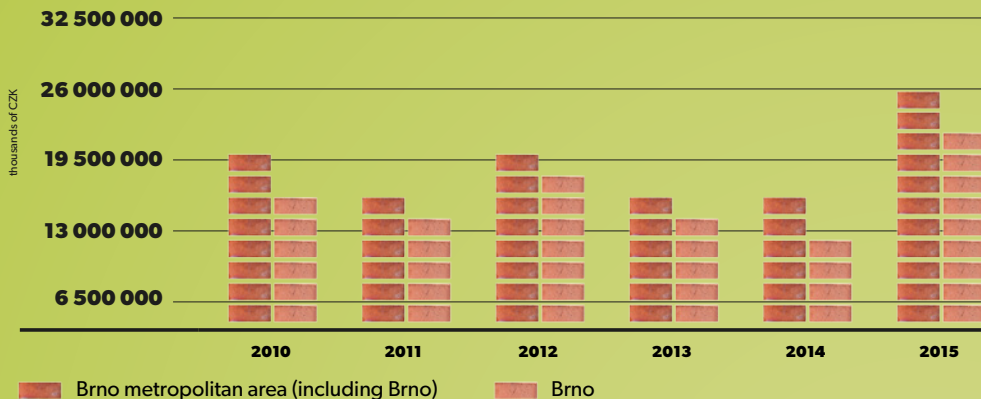
Low number of completed dwellings

Statistics on the number of completed dwellings in Brno and the Brno metropolitan area, the number of which decreases year on year, explain why housing prices are rising. This is mainly due to **the obsolete master zoning plan and the small number of plots** intended for residential housing.




Financial volume of construction work

The volume of construction work is one of the most important development indicators. It is positive that the trend is showing **moderate growth.**



The number of homeless people is growing

The figure for the total number of homeless people is growing.
The increase between 2014 and 2010 is a total of **596 people**,
which is almost **three times higher** than between 2010 and 2006.



THE ECONOMY AND THE LABOUR MARKET

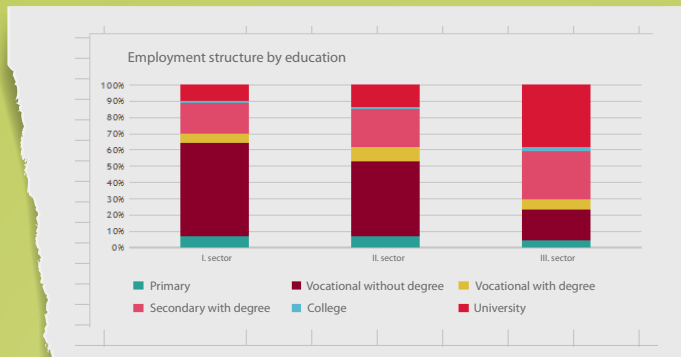


Employment structure

The structure of employment in Brno shows the fact that in agriculture employees without a secondary school degree prevail, in industry it is half and half and in services dominate employees with secondary school and university degree.

Employment structure by education (%)

	I. sector	II. sector	III. sector
Primary	7,1	7,2	4,1
Vocational without degree	57,2	45,7	19,5
Vocational with degree	5,8	9,2	6,1
Secondary with degree	19	23,4	29,4
College	1	1,2	2,9
University	9,9	13,4	37,9



Gross Domestic product

Gross Domestic Product is one of the basic indicators of economic maturity,
Brno reaches **133% of the EU average**.

GDP PER CAPITA IN PPS, EU 28 = 100, IN 2013



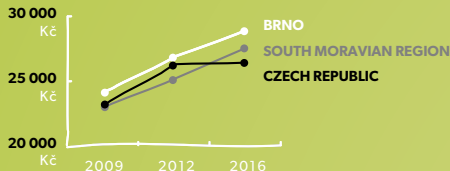
COMPARISON OF GDP IN SELECTED CITIES OF THE CZECH REPUBLIC WITH MEAN VALUES FOR THE CZECH REPUBLIC, EU28 AND THE APPROPRIATE REGION

CR, regions, cities	GDP per capita, CR = 100			GDP per capita, EU28 = 100			GDP per capita, NUTS 3 = 100		
	2011	2012	2013	2011	2012	2013	2011	2012	2013
CR	100	100	100	82,3	82,1	81,3	X	X	X
Prague	210,7	208,2	210,2	173,4	170,9	170,9	100	100	100
Pilsen Region	91,5	89,8	92,5	75,3	73,7	75,2	100	100	100
South Moravian Region	93,6	95,8	98	77,1	78,7	79,7	100	100	100
Moravian – Silesian Region	85,8	86,4	83,8	70,7	70,9	68,2	100	100	100
Prague Capital	210,7	208,2	210,2	173,4	170,9	170,9	100	100	100
Pilsen	144,1	137,7	145,8	118,6	113	118,6	157,5	153,4	157,7
Brno	149,6	158,5	163,6	123,1	130,1	133	159,8	165,4	166,9
Ostrava	132,9	133,2	131,9	109,4	109,4	107,2	154,8	154,2	157,3



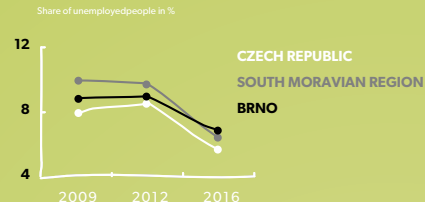
Evolution of wages and unemployment

Wages continue **to rise over time**, but they are still lower than in Prague or Bratislava and significantly lower than in Vienna. It is one of the competitive advantages of the city.



The average wage in the city is **CZK 28,484**.

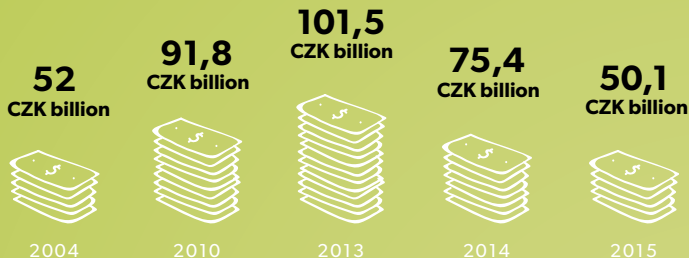
The city of Brno has a **stable unemployment** rate over time, which the economic crisis has not shaken too much. On the other hand, for a city of this size the unemployment rate is higher than for other comparable cities. One reason is the high percentage of long-term unemployed.



Both Brno and southern Moravia are worse than the national average.

Foreign Direct Investment

In recent years, there has been **a slight decline**
in the activities of foreign investors.



The rises and falls of the urban economy's stars

Brno, the hatchery of new global companies

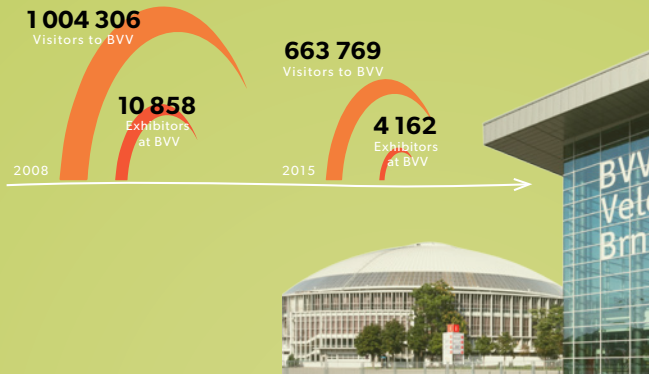
In Brno, over the last two decades, a number of companies have grown and their products are serving customers around the world. For example, software companies AVG and Y Soft, electron microscope manufacturer Tescan Orsay, Pegas Nonvovens making non-woven fabrics, or Kiwi travel service provider.

The stories of these companies inspire new generations of local entrepreneurs to create new businesses to own the future.

Brno Industrial Zone - Černovice Terrace

According to available information, it can be estimated that almost 10,000 people are employed in the largest industrial zone in Brno, and the turnover reaches almost CZK 30 billion.

Trade Fairs Brno The former flagship of the city's economy – the company Trade Fairs Brno – has been facing a decline in numbers of both exhibitors and visitors in recent years, yet the company has managed to achieve a positive economic result.



Tourism

Tourists in Brno **do not even stay over two nights**. Brno is not a tourist centre like Prague, but on the other hand, there has been a significant increase in the number of three-star hotels. This contrasts with the decline in the trade fair business in Brno, which used to be a strong attraction for tourists.

☾ **1,8**

is the average number of overnight stays in the city

☀ **2,8**

is the average number of days spent in Brno

☆☆☆

3 622

is the number of beds in three-star hotels

☆☆☆☆

2 630

is the number of beds in four-star hotels

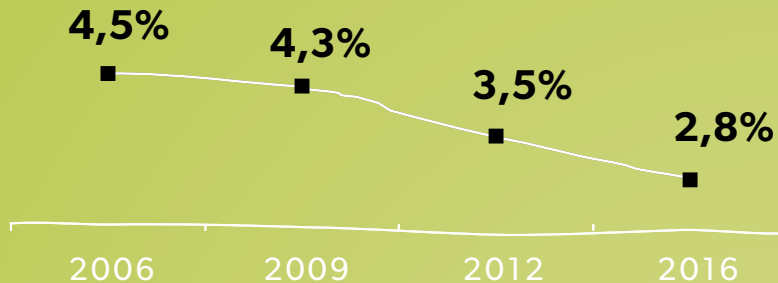
By the way, do you know how far are we from major nearby cities?



	km		
to Vienna for a Sachertorte	110	1:40	1:30
to Bratislava for halušky	120	1:20	1:30
to Prague for pork roast with dumplings	200	2:00	2:30
to Budapest for spicy goulash	270	3:00	4:00
to Munich for a Mass beer	400	5:00	7:00

Brownfields

The city has **good records** of brownfield sites, however, their new use and revitalization is rather slow, especially due to the ownership issues and financial demands of revitalization. The chart shows how many areas in Brno exist and how many of them have already been revitalized.



MAP OF BROWNFIELD SITES IN BRNO [HERE](#)

SCIENCE AND RESEARCH



The number of investments and patents granted is increasing

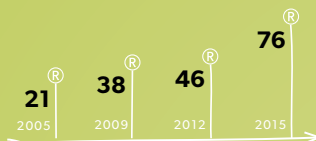
Over the last ten years, there has been a visible **rise in science and research expenditure**, growth in staff headcount, and, above all, an **increase in the number of patents granted**. This trend shows how much effort has been made by all stakeholders in this area.

RESEARCH EXPENDITURE

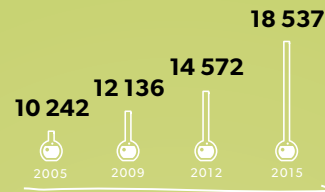
	CZECH REPUBLIC	SOUTH MORAVIAN REGION	BRNO
2008	49 872	6 047	4 993
2011	62 753	11 170	10 162
2014	85 104	17 002	15 569

millions of CZK

PATENTS



STAFF IN SCIENCE AND RESEARCH




Number of employees in key sectors



14 000

employees
in engineering



11 000

employees in ICT



10 000

employees in Life
Sciences



9 000

employees
in Electrical
Engineering


STUDENTS



Number of students

The influx of students was one of the key factors for the current **dynamic development** of the city. Today's demographic trends and university policies tend toward **quality rather than quantity**.

HOW MANY STUDENTS ARE STUDYING IN BRNO?



DID YOU KNOW THAT...

The average student spends about **CZK 8,280** per month on living in Brno, which makes a grand total of more than 5 billion crowns a year?


WHERE DO MOST FRESHERS COME IN?



STUDENTS INFLUENCE THE CITY'S IMAGE

In 2013, respondents – inhabitants of Brno and inhabitants of the Czech Republic – mostly agreed that Brno is a university city (96% and 91% of respondents definitely or rather agree).

ENVIRONMENT



Air quality and noise pollution

Dust particles smaller than 10 microns may settle on the lungs and cause serious health problems. An important source of these particles are above all cars with diesel engines that do not have a catalytic converter and their exhaust gases contain a lot of small dust particles resulting from imperfect combustion of diesel fuel. This phenomenon mostly affects the districts of Bohunice, Brno-Centre and Nový Lískovec.

POLLUTION FROM EMISSIONS - NITROGEN OXIDE

42,4



2007

39,1



2010

34,5



2013

30,8



2015

POLLUTION FROM EMISSIONS - VOLATILE DUST (PM10)

46,2



2007

36,7



2010

31,9



2013

28,4

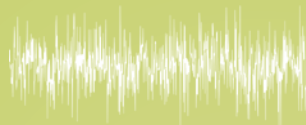


2015

NOISE

Recent measurements have shown that more than one fifth of all Brno's population is affected by a noise level greater than 55 dB. The value may be lower than in some other Czech cities, however, its further increase should be avoided.

> 55 dB



Thermal map

How hot is Brno in the summer?

In Náměstí Svobody (Liberty Square) the surface temperature reaches 41 degrees, while in Lužánky park it is a pleasant 25 degrees on the surface.

YOU WILL FIND MORE [HERE](#)

25°C

Lesná-Čertova rokle



25°C

Lužánky Park



41°C

Náměstí Svobody



52°C

Brno Exhibition Centre



45°C

Main Railway Station

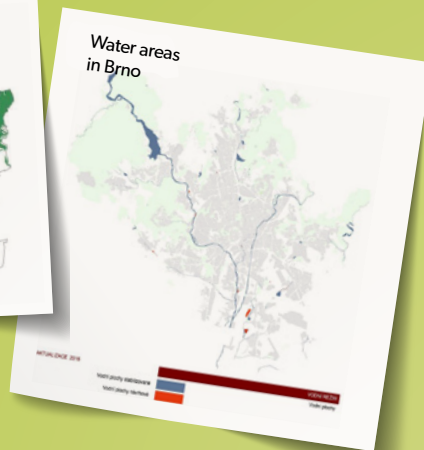


City green

Brno is **the ninth regional city in the Czech Republic regarding the number of parks**, and **fifth concerning the total green area in the city**. This is due especially to forests on the outskirts of the city.

For a comparison of green areas please see below. Without forests, Brno-city is not as green as it may seem.

The area of the city contains only 2.10% of park greenery. If you include forest areas, Brno is **one of the greenest cities in the Czech Republic** (forests including parks occupy 30.63% of the city).



EXISTING WATER SURFACES ACCORDING TO CONTINUOUS MONITORING OF THE USE CITY OF BRNO TERRITORY

	Area (ha)	Share of city area [%]
2008	489	2,12
2010	490	2,13
2012	488	2,12
2014	493	2,14
2016	493	2,14

LEISURE TIME



What people visit most often

241 180

Cathedral of
St. Peter and Paul

212 935

National Theatre
Brno

228 098

Municipal Theatre
Brno

165 511

Brno City
Museum

181 705


Grand Prix Brno

107 101

Moravian Regional
Museum

133 540

Technical Museum
in Brno



Expenditure on culture

In spending on culture, Brno is one of the most generous cities
and not only in the Czech Republic.



2,37
2007

2,36
2008

2,93
2009

2,99
2010

DEVELOPMENT OF PUBLIC
EXPENDITURE ON CULTURE,
HERITAGE SIGHTS AND CHURCHES
PER PERSON (CZK THOUSAND)

Visitor traffic in cultural facilities and theatres

Regarding visitor traffic, only the National Theatre in Prague (which ranks first in the Czech Republic) beats the **National Theatre Brno** and **the Brno Municipal Theatre**.

	2010	2011	2012	2013	2014	2015
Moravian Gallery Brno	104 697	109 512	70 637	59 377	53 068	66 552
Brno City House of Arts	32 403	20 730	24 099	20 462	20 007	20 034
Brno City Museum	131 408	103 613	176 741	159 591	149 893	165 511
Moravian Regional Museum	109 417	90 115	103 536	122 614	121 900	133 540
Technical Museum in Brno	82 717	105 631	87 029	94 360	113 894	107 101
Museum of Brno Countryside	52 115	60 934	50 785	52 129	55 092	35 371
Cathedral of St. Peter and Paul	316 950	326 613	306 321	315 500	230 000	241 180
Veveří State Castle	60 531	72 915	66 355	72 704	74 352	73 954

NUMBER OF SHOWS	2010	2011	2012	2013	2014	2015
National Theatre Brno	553	676	679	628	520	549
Brno Municipal Theatre	454	485	475	483	450	489


VISITOR TRAFFIC IN THEATRES	2010	2011	2012	2013	2014	2015
National Theatre Brno	228 145	235 463	227 234	237 763	214 232	212 935
Brno Municipal Theatre	210 366	232 009	219 839	236 119	214 198	228 098

Football or hockey?

Average visitor traffic over the past season

7 600


Kometa



Congratulations to Kometa
and we are proud of our champions!

4 588

Zbrojovka



7 : 4


SERVICES



Health care

The number of doctors per 1,000 inhabitants in Brno is rising. Despite all the general health care problems, we can talk about a **very positive development**. For comparison, the South Moravian Region has 5.1 doctors per 1000 inhabitants. In the case of the Czech Republic, they are even fewer – 4.5 doctors per 1000 inhabitants (data of 2015)


NUMBER OF DOCTORS PER 1,000 INHABITANTS



Social care

The figures characterizing the social infrastructure in the welfare area have **not changed** over the years and the hosting capacities of the facilities remain the same.


NUMBER OF BEDS IN SOCIAL CARE FACILITIES FOR THE ELDERLY



Crime

The crime rate **has fallen sharply.**

NUMBER OF CRIMES



The number of cases resolved is rising.
In 2016 it reached 35%.

CITY IDENTITY



Local patriotism and happiness index

Almost **two thirds** of respondents feel themselves to be Brnoers (61%).
The feeling of happiness has a very similar rating in Brno.

61%
of you feel like
a Brnoer

80%
of the city's
residents are not
considering
moving

10%
on the other
hand are sure
to leave
the city

62%
of the residents
feel happy in life

3%
of the residents,
on the other hand,
feel unhappy in life



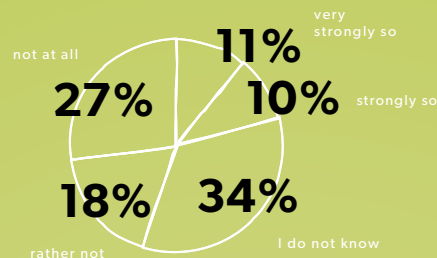
My city

Almost two thirds of respondents feel themselves to be **Brnoers** (61 %)

I BELONG IN
BRNO



I BELONG IN MY
QUARTER



80% of the respondents **are not considering moving from Brno**, however, **10%** are planning to leave the city.

A few more comparisons

World rankings have just been pleasing us lately. Brno is, together with Montreal and Nottingham, the **4th most popular student city** * (topuniversities.com). It is also the **46th best place to live** (numbeo.com) and the **27th top world destination to see** (according to the NY Times).



4th

most popular
city for
students *

according to students'
rating quality of education
and students' life



46th

best place
to live

14th Vienna
58th Prague
104th London



27th

destination
to see

In a distinguished
company of 52
locations worldwide.

The view from outside/ the whole Czech Republic

WHAT DO THE CZECH
REPUBLIC'S RESIDENTS
ASSOCIATE WITH THE
CITY OF BRNO?

91%

Exhibitions
and trade fairs

91%

Universities
and schools

84%

Cultural
monuments

80%

Science

79%

Architecture

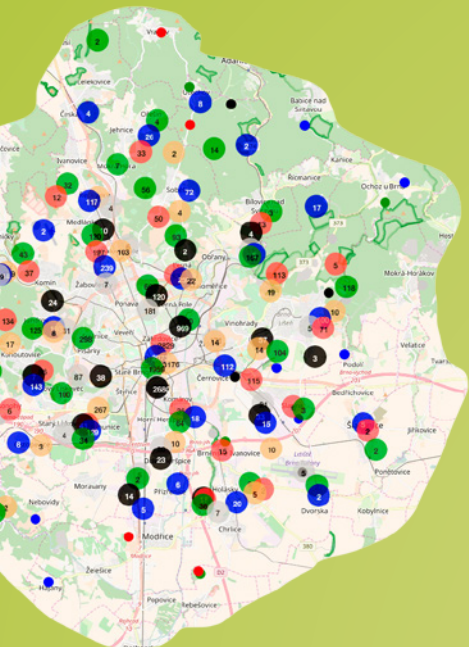


QUALITY OF LIFE

How do
Brnoers
see it?



A feel map of Brno



**WHERE DO YOU
LIKE TO SPEND
YOUR TIME**

Špilberk a Petrov

Lužánky

Kráv hora

**WHERE
WOULD YOU
LIKE TO LIVE**

Žabovřesky

Masarykova čtvrť

Černá Pole

**WHERE WOULD
YOU LIKE
TO CHANGE**

Main Railway Station

Bratislavská / Cejl streets

Mendlovo náměstí square

More at hyperlink www.pocitovemapy.cz/brno-2016/

What should the city work on in the future?

38%

SAFETY

23%

HOUSING

17%

HEALTH CARE

14%

SOCIAL
SERVICES

13%

SUPPORT FOR EDUCATION

24%

TRANSPORT
INFRASTRUCTURE

18%

CLEAN CITY

17%

ENTREPRENEURSHIP

13%

ENVIRONMENT



**THE CITY'S
ADVANTAGES
ACCORDING TO ITS
INHABITANTS**

14%

Architecture, historical
centre, heritage sights

12%

Špilberk

11%

Cultural city
and cultural offer

9%

Petrov

8%

The reservoir
and Veveří Castle

How important is culture to Brnoers?

HOW IS CULTURE
IMPORTANT TO YOU



WHO ARE THE BIGGEST
FANS OF CULTURE

83%



women

87%



university
students

31%

very



44%

rather



1%

I do not know



18%

rather not



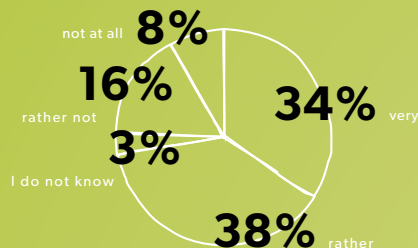
6%

not at all



How important are sports to Brnoers?

HOW IMPORTANT ARE SPORTS TO YOU



WHO ARE THE BIGGEST FANS OF SPORTS

92%



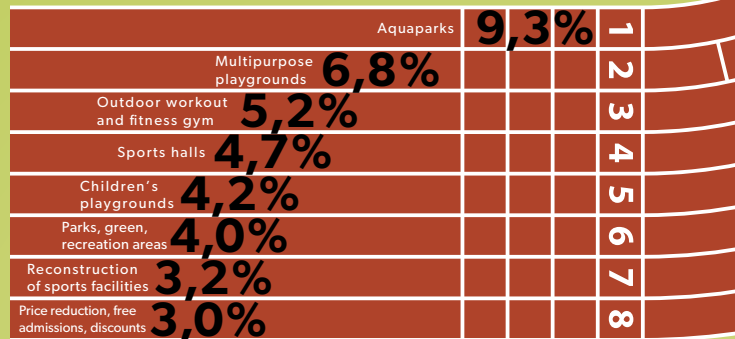
students

90%



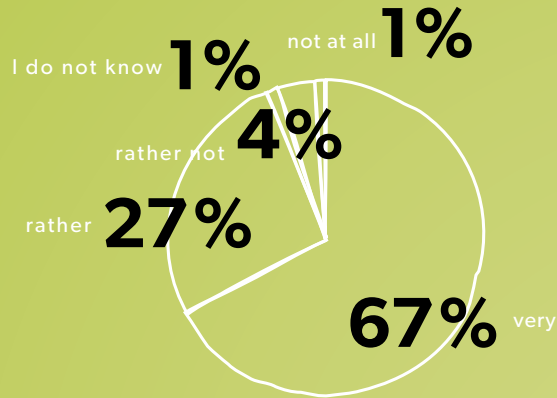
middle
generation

WHAT WOULD YOU WELCOME IN THE BRNO SPORTS?



Satisfaction with health services

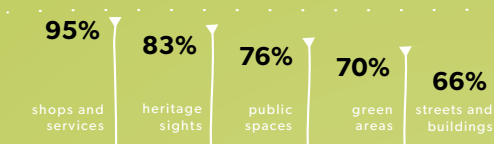
ARE YOU SATISFIED WITH HEALTH SERVICES?



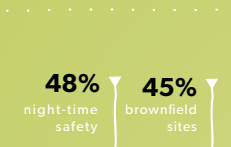
And finally: What works and what does not work in Brno from the Brnoers' point of view.



WHAT WORKS



WHAT DOES NOT WORK



Be the first to know about all the news.

Register your email at hyperlink
www.brno2050.com

More data about the city
can be found at hyperlink
www.brno.cz/data

Issued by
Statutory city of Brno
Department for Cooperation
and Development
Husova 12, 602 00 Brno

Text by the Brno City
Municipality / 2017



the Brno City Portal



Brno 2050



Twitter account
of Brno



Instagram account
of Brno



Facebook profile
of Brno



Join us to shape
**a city for the next
generations.**